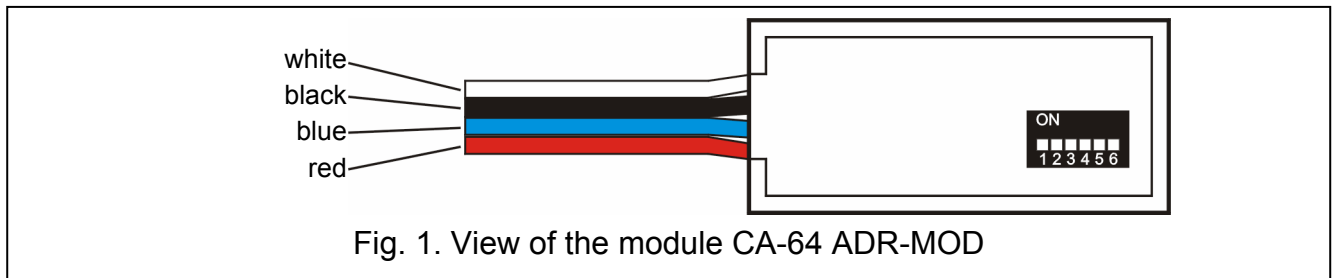


## 1. Module description

The CA-64 ADR-MOD module is a device intended for changing a typical alarm detector (NO, NC) into an addressable detector. Such detectors work together with the CA-64 ADR addressable zones expander. The module is suitable for installation inside the detector housing (dimensions: 37/17/8mm).



### Description of the cables:

- white - COM (common ground)
- black - INT (data – module bus)
- blue - NC/NO (detector signal input)
- red - +12V (module supply input)

## 2. Module operation

The common ground COM is connected to the input NC/NO (blue lead) via the detector contacts (C,NC). Using digital transmission, the module informs the expander through the lead INT (black color) of the status of expander contacts (closed/open). The expander, in turn, interprets the received data and, depending on the preprogrammed settings, sends information on the zone status to the control panel. The status of each detector contacts is tested several times per second.

## 3. Connection of the module to the detector

Maximum distance between the CA-64 ADR expander and the detector is 1000m. The detectors with modules should be supplied from the expander POW output. Detector supply common ground, as well as signal and CA-64 ADR-MOD module supply common ground, need to be connected to the expander with a separate leads (see Fig. 2 and 3).

### 3.1 Connection without tamper control

Detector TMP terminals should be connected to the separate tamper circuit. The given zone detector configuration is to be programmed as **NO** or **NC**, according to the type of connected detector.

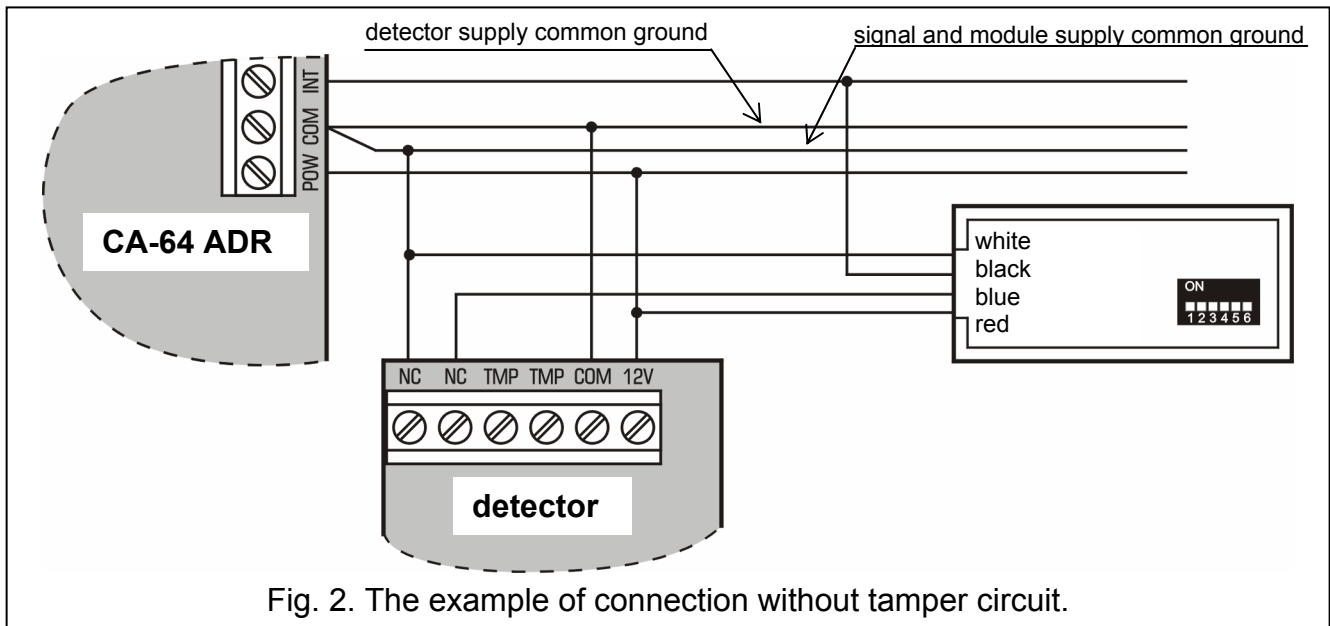


Fig. 2. The example of connection without tamper circuit.

### 3.2 Connection with tamper control

Detector TMP terminals should be connected to module CA-64 ADR-MOD supply circuit. The given zone detector configuration is to be programmed as **2EOL/NO** or **2EOL/NC**, according to the type of connected detector.

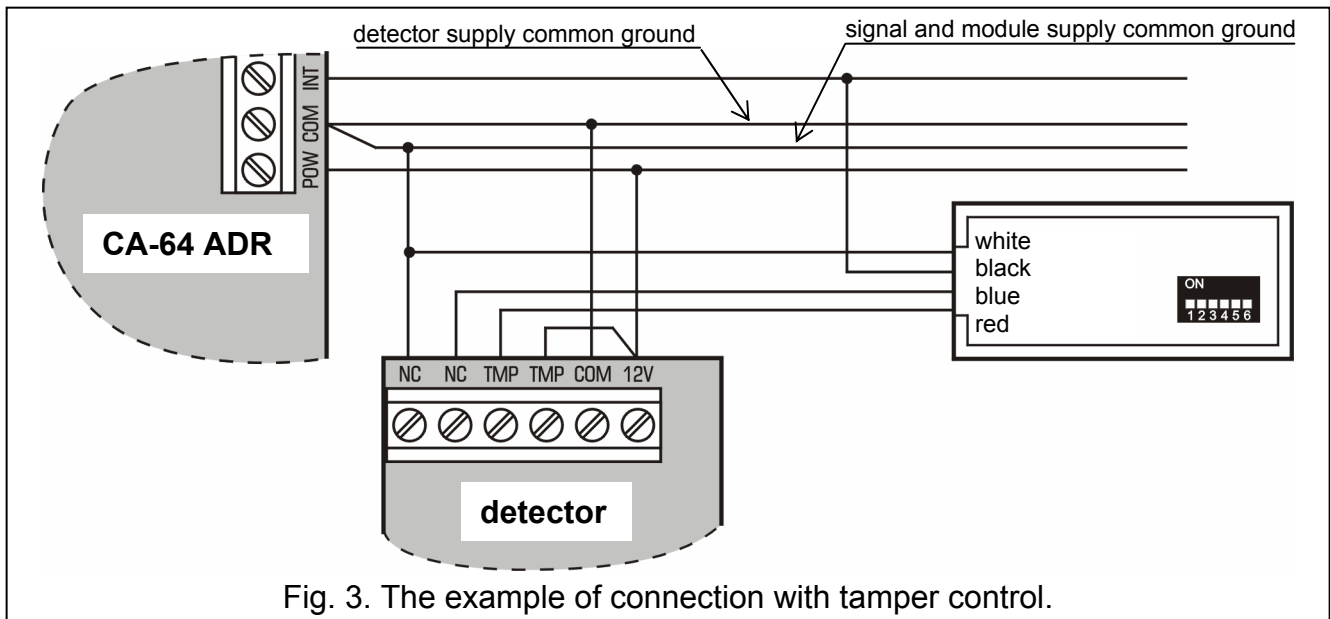



Fig. 3. The example of connection with tamper control.

**Note:** Selecting the EOL line type is treated by the control panel as connecting the NC type detector without tamper control.

Information regarding CA-64 ADR-MOD module addressing and addressable zones numbering in the alarm system are included in the CA-64 ADR manual.

<p>SATEL sp. z o.o. ul. Schuberta 79 80-172 Gdańsk POLAND</p>	<p>tel. + 48 58 320 94 00 info@satel.pl www.satel.pl</p>	<p>The latest EC declaration of conformity and certificates are available for downloading on website <a href="http://www.satel.pl">www.satel.pl</a></p> 
---	--	---