

2D38BCBM10

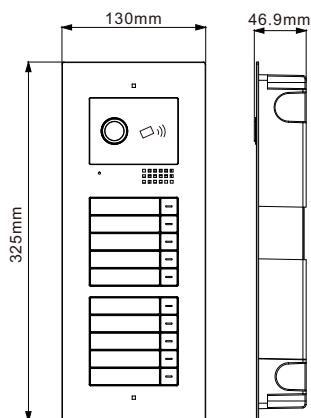
2 Wire Apartment Doorbell



DESCRIPTION

2 Wire Apartment Doorbell

DIMENSION



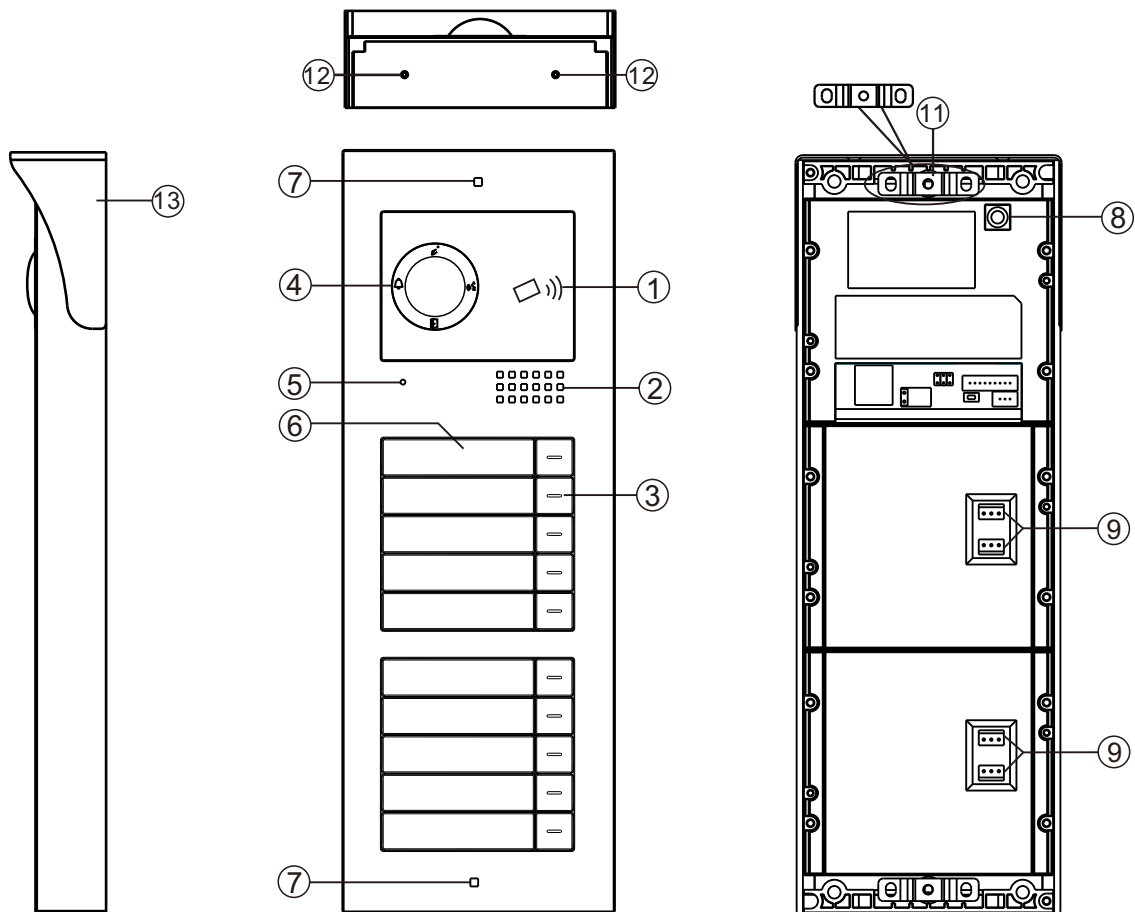
FEATURES

- Module design
- Digital 2 wire technology
- Easy wiring with non-polarized 2 wire connection
- Support RFID with ID card module
- 1080P COMS camera
- Night vision with automatic luminance compensation
- Support 2 locks
- Flush mounted
- IP54 & IK07
- Support connecting an exit button
- Support door status checking
- Tamper alarm
- Support 10 apartments

2D38BCBM10

2 Wire Apartment Doorbell

PARTS AND FUNCTIONS



No.	Name of Parts	No.	Name of Parts
(1)	Card reader	(2)	Speaker
(3)	Call button	(4)	Camera
(5)	Microphone	(6)	Name plate
(7)	Screw holes for installation	(8)	Tamper
(9)	Connection port for module	(10)	N/A
(11)	Screw holder	(12)	Screw holder
(13)	Screw holes for rain hood	(14)	Rain hood

2D38BCBM10

2 Wire Apartment Doorbell

SPECIFICATION

No	Item	Content
1	Camera	1080P HD color CMOS camera
2	Night vision	Infrared light(with automatic luminance compensation)
3	Effective distance (0 Lux)	0.5 meter
4	Viewing angle	Horizontal 90 degree, Vertical 45 degree
5	Working voltage	DC18-30V
6	Support electrical lock	A: NC (normal close) lock, power off to unlock. Support lock of DC12V 0.35A (Max). B: NO (normal open) lock, power on to unlock. Support lock of DC12V =2A (instantaneous),
7	Support gate lock	One unlock signal (dry contact). A: AC Lock: Support lock of AC125V, current=1A B: DC Lock: Support lock =DC30V, current =4A
8	Unlock control	Signal instruction
9	Power consumption	10W MAX
10	Support card type	ID card(125KHz)
11	Card reading distance	=20mm
12	Support card number	1000pcs
13	Button quantity	10
14	Installation	Surface mounted
15	Working temperature	-25°C- +60°C
16	Storage temperature	-30°C- +60°C
17	IP Grade	IP54
18	IK Grade	IK07
19	Dimension	325*130*46.9mm


2D38BCBM10

2 Wire Apartment Doorbell

ORDERING INFORMATION

Model Number	Product Description	OSD Menu
2D38BCBM10	2 Wire Apartment Doorbell	N/A

MAIN UNIT AND ACCESSORIES



Doorbell



Terminal block



Connection Wire



Screw driver



4 Expansion columns



4 screws

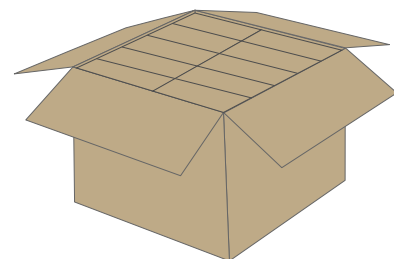


User Manual

PACKING INFORMATION



Dimensions:395(W)*185(D)*63(H)mm
Gross Weight:



Carton Dimensions:470(W)*410(D)*205(H)mm
Quantity: 7PCS