

New EUROPA



MAIN FEATURES

ACCURATE DESIGN

- The balance of size, style and weight, result of accurate design work, makes "New EUROPA" suitable for any interior.

EASY TO INSTALL

- Special design features make "New EUROPA" easy and quick to install on wooden, steel or aluminium doors.

MODULARITY

- "New EUROPA" can be used alone or together with upper/lower additional locking devices and outside operation units, for 1 or 2 leaf doors, standard doors and double-swing doors. The same upper/lower additional locking points and outside operation units can be combined with "SBLOCK" series panic exit devices.

RELIABILITY

- "New EUROPA" is manufactured with high quality materials and includes simple mechanisms so as to guarantee long-lasting performance reliability.

CERTIFICATION AND CE BRAND

- CISA materials and technical solutions allow to respect the higher standard requirements of the Norms, giving the possibility to obtain brands and certifications such as:
 - CE marking according to EEC DIRECTIVE 89/106 for use on standard and fire rated doors.
 - Voluntary product certification released by third party ICIM as provided for by UNI EN 1125 Standards.

Technical features

- Painted aluminium/aluminium alloy casing.
- Adjustable painted steel or stainless steel bar (to be ordered separately).
- Latchbolts and deadbolts in chromium-plated aluminium alloy.
- Self-locking side and upper/lower latchbolts

Operation

- From inside: by pushing the bar.
- From outside: with key and/or handle

Finishes

- Standard: BLACK casing, RED bar

- On request
 - RED casing, (fin. 41)
 - YELLOW casing, (fin. 42)
 - GREEN casing, (fin. 43)
 - WHITE casing, (fin. 45)
 - GREY casing, (fin. 97)
- Available bar colour finishes
 - YELLOW (fin. 42)
 - GREEN (fin. 43)
 - BLACK (fin. 44)
 - WHITE (fin. 45)
 - GREY (fin. 97)

Hand

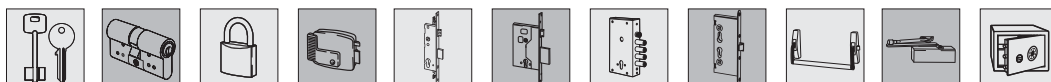
0 = Non-handed

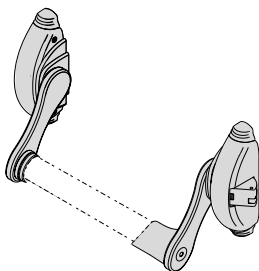
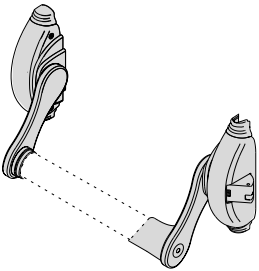
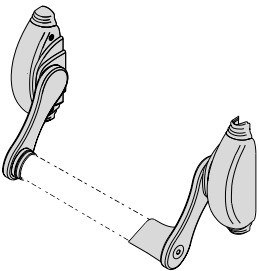
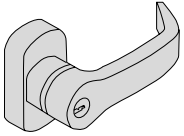
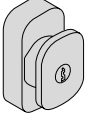
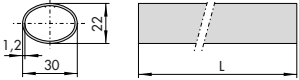
Supplied as standard



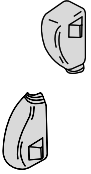
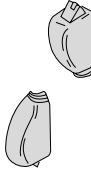
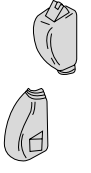
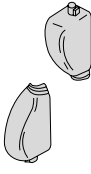

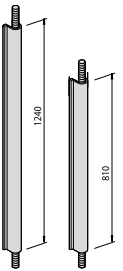
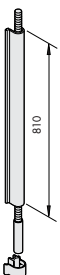
- Strikers
- Fixing screws
- Installation and maintenance instruction sheet
- ICIM and CE Certificates


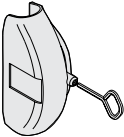
On request

- Outside operation units
- Additional locking points
- Version with microswitch (spec. LA)
- Version with hold open device (spec. FG)
- Fire version with steel latchbolts (spec. FR)

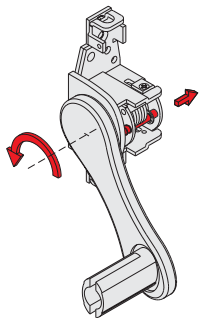


| Type | Description | L | Unit weight Kg | Pieces | ITEM | | | | | |
|---|---|---|-------------------|--------|---------------------|---------------------|------|------|-------|-------|
| | | | | | Type | Dim. | Hand | Fin. | Pers. | Spec. |
|  | <ul style="list-style-type: none"> • Self-locking lateral latchbolt • SUPPLIED AS STANDARD <ul style="list-style-type: none"> - Strikers item. 1.07072.20.0 and 1.07072.21.0 • ON REQUEST: <ul style="list-style-type: none"> - Outside operation devices item. 1.07077.28.0 and 1.07077.29.0 | | 2,500 | 1 | 1 59000 10 0 | | | | | |
|  | <ul style="list-style-type: none"> • MODULAR VERSION • Self-locking latchbolt which can be deactivated • SUPPLIED AS STANDARD: <ul style="list-style-type: none"> - Striker item 1.07072.20.0 e 1.07072.21.0 • Can be used with: <ul style="list-style-type: none"> - Pair of top/bottom latchbolts item 1.07063.60.0 - Pair of lateral latchbolts item 1.07063.50.0 - Pair of top/lateral latchbolts item 1.07063.65.1/2 - Pair of top/bottom dedbolts item 1.07063.70.0 • ON REQUEST: <ul style="list-style-type: none"> - Outside operation device item 1.07077.28.0 | | 2,500 | 1 | 1 59010 10 0 | | | | | |
|  | <ul style="list-style-type: none"> • MODULAR VERSION • Must be used with: <ul style="list-style-type: none"> - Pair of top/bottom latchbolts item 1.07063.60.0 - Pair of lateral latchbolts item 1.07063.50.0 - Pair of top/lateral latchbolts item 1.07063.65.1/2 - Pair of top/bottom dedbolts item 1.07063.70.0 • ON REQUEST: <ul style="list-style-type: none"> - Outside operation device item 1.07077.28.0 | | 2,500 | 1 | 1 59015 10 0 | | | | | |
|  | <ul style="list-style-type: none"> • Black painted aluminium alloy plate with handle and cylinder item 1.02649.10.0 | | 2,500 | 1 | 1 07077 28 0 | | | | | |
|  | <ul style="list-style-type: none"> • Black painted aluminium alloy plate with cylinder item 1.02649.11.0 | | 2,500 | 1 | 1 07077 29 0 | | | | | |
|  | <ul style="list-style-type: none"> • Red painted steel oval shaped bar • Available finishes <ul style="list-style-type: none"> - yellow painted (fin. 42) - green painted (fin. 43) - black painted (fin. 44) - white painted (fin. 45) - grey painted (fin. 97) | | L = 900 | 0,800 | 1 | 1 07007 13 0 | | | | |
| | | | L = 1200 | 0,800 | 1 | 1 07007 14 0 | | | | |
| | | | L = 1500 | 0,900 | 1 | 1 07007 15 0 | | | | |

| Type | Description | For serie/item |  Unit weight  Pieces | ITEM | | | | | |
|---|--|----------------|---|------|---------------------|------|------|-------------|--|
| | | | | Type | Dim. | Hand | Fin. | Pers. Spec. | |
|  | <ul style="list-style-type: none"> • Pair of latchbolts for lateral locking points • SUPPLIED AS STANDARD - Strikers item 1.07072.20.0 and 1.07072.21.0 | 59010, 59015, | 1,000 | 1 | 1 07063 50 0 | | | | |
|  | <ul style="list-style-type: none"> • Pair of dead-locking latchbolts for top/bottom locking points • SUPPLIED AS STANDARD - Upper striker item 1.07072.20.0 and 1.07072.21.0 - Floor striker item 1.07072.27.0 | 59010, 59015, | 1,000 | 1 | 1 07063 60 0 | | | | |
|  | <ul style="list-style-type: none"> • Pair of latchbolts for upper ded-locking and bottom lateral locking points • SUPPLIED AS STANDARD - Strikers item 1.07072.20.0 and 1.07072.21.0 | 59010, 59015, | 1,000 | 1 | 1 07063 65 1 | | | | |
| | | | 1,000 | 1 | 1 07063 65 2 | | | | |
|  | <ul style="list-style-type: none"> • Pair of latchbolts for top/bottom locking points for swinging doors • SUPPLIED AS STANDARD - Upper striker item 1.07272.25.0 and 1.07072.26.0 - Floor striker item 1.07072.25.0 | 59010, 59015, | 1,000 | 1 | 1 07063 70 0 | | | | |
|  | <ul style="list-style-type: none"> • Additional lateral latchbolt • SUPPLIED AS STANDARD - Strikers item 1.07072.20.0 and 1.07072.21.0 | 59010, 59015, | 0,300 | 1 | 1 07063 25 1 | | | | |
| | | | 0,300 | 1 | 1 07063 25 2 | | | | |
|  | <ul style="list-style-type: none"> • Black painted extended bolts • To be used with latchbolts item 1.07063.50/60/65/70 | 59010, 59015, | 1,130 | 1 | 1 07081 15 0 | | | | |
|  | <ul style="list-style-type: none"> • Top extended bolt set | 07063 | 0,500 | 1 | 1 07064 50 0 | | | | |

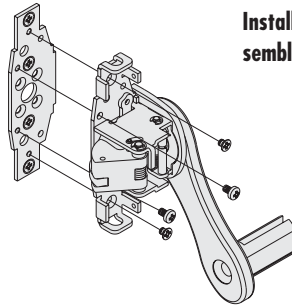
| Type | Description | Unit weight Kg | Pieces | ITEM | | | | |
|---|---|-------------------|--------|---------------------|------|------|------|-------------|
| | | | | Type | Dim. | Hand | Fin. | Pers. Spec. |
|  | <ul style="list-style-type: none"> Microswitch to be used with panic exit devices New EUROPA serie | 0,020 | 1 | 1 06195 06 0 | | | | |
|  | <ul style="list-style-type: none"> Hold open device for panic exit devices New EUROPA serie | 0,080 | 1 | 1 07065 51 0 | | | | |

EASY TO INSTALL

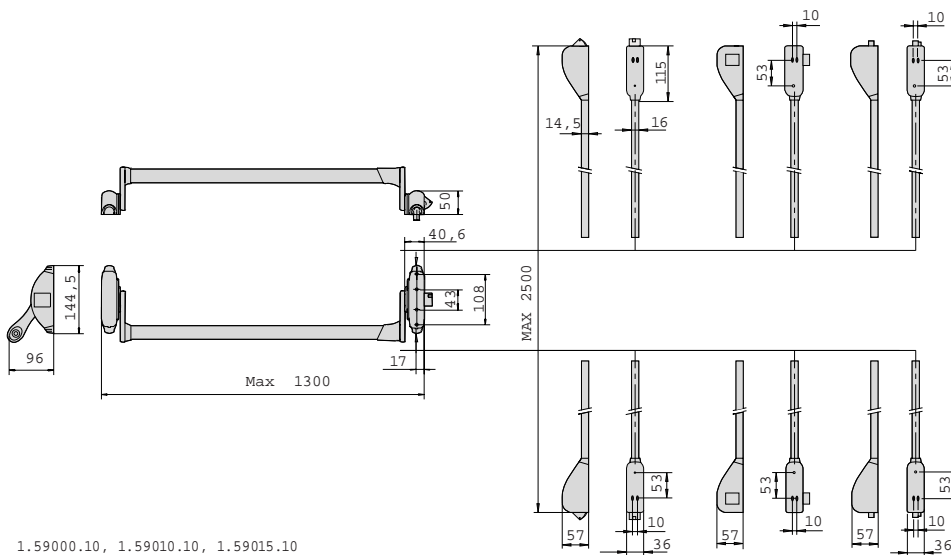


Non handed range

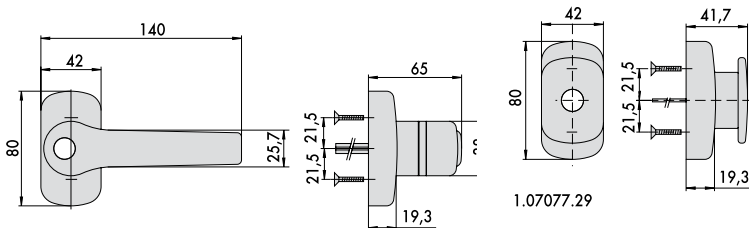
The hand of the panic exit device can be changed by acting on stopping sprung pin and rotating the lever upwards



Installation on pre-assembled plates



1.59000.10, 1.59010.10, 1.59015.10



1.07077.28