

### CONSIGLIO D'USO

Tante funzioni d'uso, dall'uscita tradizionale fino ai controlli d'accesso

### NORMA

EN1125

### CARATTERISTICHE

Per porte metalliche con fascia  
 Nessuna lavorazione specifica perché sfrutta quelle di una normale serratura con entrata 70 mm  
 Versione elettrico comandabile a distanza  
 Versione allarme con suoneria e segnale luminoso  
 Maniglia esterna indipendente, si possono abbinare maniglie commerciali  
 Cilindro esterno ovale o DIN  
 Per porte alte fino a 2590 mm  
 Barre da ordinare a parte  
 Abbinabile agli incontri elettrici serie 16500

### APPLICATIONS

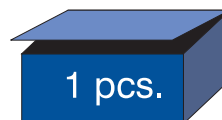

Several uses / functions, for traditional exits and access control

### STANDARD

EN1125

### FEATURES

For midrail metal doors  
 No special machining required it is combined to a lock with backset 70 mm  
 Electrical remote control version  
 Alarm with siren and light indicator version  
 Free out door handle, can be combined with commercial handles  
 Oval or DIN external cylinder  
 For doors of height up to 2590 mm  
 Bars to be ordered separately  
 Can be combined with electric strikers, 16500 series




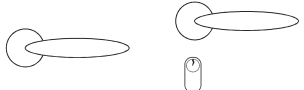
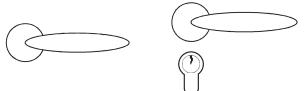



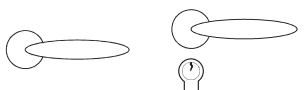


### TESTO PER CAPITOLATI:

Maniglione antipanico, entrata 70, cilindro ovale o DIN, con opzione comando elettrico ed allarme, Lambo Nuova FEB

### TEXT FOR SPECIFICATIONS:

Cross bar, backset 70, oval or DIN cylinder, with electrical remote control and alarm option, Nuova FEB Lambo

| Articolo<br>Article | Mano<br>Side              | Descrizione<br>Description   | Comandi esterni<br>Outside access   |
|---------------------|---------------------------|--|---|
| 9000/A              | reversibile<br>reversible | LAMPO meccanismo base dimensioni ridotte<br>LAMPO small mechanism  |   |
| 9003/D              | Dx / RHS                  | LAMPO meccanismo base + cilindro   |    |
| 9003/S              | Sx / LHS                  | LAMPO meccanismo + cilindro  |   |
| 9009/D*             | Dx / RHS                  | LAMPO meccanismo base + maniglia + cilindro<br>LAMPO mechanism + handle + cylinder   |    |
| 9009/S*             | Sx / LHS                  |  |   |
| 9009/D/SAG*         | Dx / RHS                  |  |    |
| 9009/S/SAG*         | Sx / LHS                  |  |   |
| 9050/A              | reversibile<br>reversible | LAMPO meccanismo base dimensioni ridotte + kit<br>aste / scrochi verticale<br>LAMPO small mechanism + vertical rod / spring<br>latch kit                                     |   |
| 9049/A              | reversibile<br>reversible | LAMPO meccanismo base dimensioni ridotte + kit<br>aste / scrochi laterali<br>LAMPO small mechanism + side rod / spring<br>latch kit  |   |
| 9109C/D             | Dx / RHS                  | LAMPO TRIPLICE COMPONENTIBILE meccanismo<br>base (kit aste / scrochi e comandi esterni da<br>ordinare a parte)   |  |
| 9109C/S             | Sx / LHS                  |  |   |
| 9109C/D/SAG         | Dx / RHS                  | LAMPO TRIPLE MODULAR mechanism<br>(side rod / spring latch kit and outside access kits<br>to be ordered separately)  |  |
| 9109C/S/SAG         | Sx / LHS                  |  |   |
| 9403/D**            | Dx / RHS                  | ELETTROLAMPO 12V DC - AC meccanismo base +<br>fermo a giorno + cilindro  |  |
| 9403/S**            | Sx / LHS                  |  |   |
| 9403/D/SAG**        | Dx / RHS                  | ELETTROLAMPO 12V DC - AC mechanism +<br>hold open device + cylinder  |  |
| 9403/S/SAG**        | Sx / LHS                  |  |   |
| 9209/D              | Dx / RHS                  | LAMPO ALARM 12V AC meccanismo base +<br>maniglia + cilindro + suoneria interna 12V +<br>attacco per segnalazioni supplementari + spia<br>di segnalazione ad allarme inserito |  |
| 9209/S              | Sx / LHS                  |  |   |
| 9209/D/SAG          | Dx / RHS                  | LAMPO ALARM 12V AC mechanism + handle<br>+ cylinder + internal 12V siren + fitting for<br>additional signals + alarm warning light added                                     |  |
| 9209/S/SAG          | Sx / LHS                  |  |   |

\*opzione con micro-switch sullo scrocco e / o sul portabarra (A e B)

\*\*opzione con micro-switch sul portabarra (B)

\*option with micro-switch on spring latch and / or on lever (A and B)

\*\*option with micro-switch on lever (B)