

The AMD-101 wireless magnetic detector is designed for operation as part of the ABAX two-way wireless system.

The AMD-101 detector is of the NC type, i.e. moving the magnet away from the reed relay opens the electric circuit, which is recognized as violation of the detector.

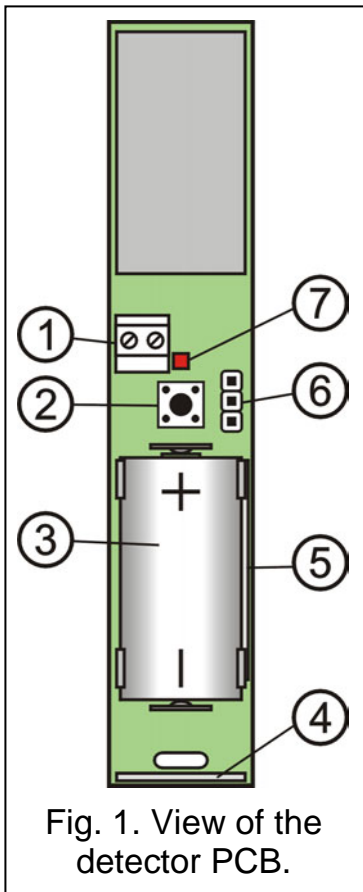


Fig. 1. View of the detector PCB.

Descriptions of Figure 1:

- 1 – additional input terminals - The NC type detector can be connected to them. The signal from the additional input is passed independently, the AMD-101 detector is included twice in the list of wireless devices in the system.
- 2 – tamper contact – It reacts to opening or pull-off of the housing from the wall.
- 3 – CR123A lithium battery (voltage: 3V), which ensures approx. two years' operation.
- 4 – reed switch 1.
- 5 – reed switch 2.
- 6 – pins which enables to choose the active reed switch.

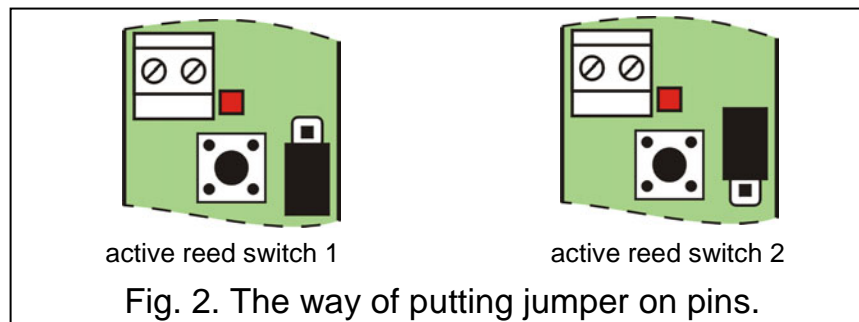


Fig. 2. The way of putting jumper on pins.

7 – LED indicator – is on in the TEST MODE only (see the ACU-100 controller manual) to signal communication with the controller and violation (of the detector or tamper contact).

Placed on the electronics board is a label with 7-digit serial number, which must be indicated when registering the detector in the system.

1. DETECTOR INSTALLATION



Prior to permanent mounting of the detector, you should check the level of signal received from the detector by the ACU-100 controller and, if necessary, change place of the installation so as to ensure optimal positioning in terms of communication.

Place the battery inside the detector immediately before registering the detector in the controller. If not registered or lacking communication with the controller, the detector consumes more energy, which reduces the battery lifetime.

Be particularly careful when installing or replacing the battery, so as not to damage the reed switches on the electronics board.

The cable connecting the additional detector with the onboard terminals may not be longer than 3m. If the additional input is unused, its contacts should be shorted.

For information on registration and installation of the detector in the wireless system - see the ACU-100 controller user manual.

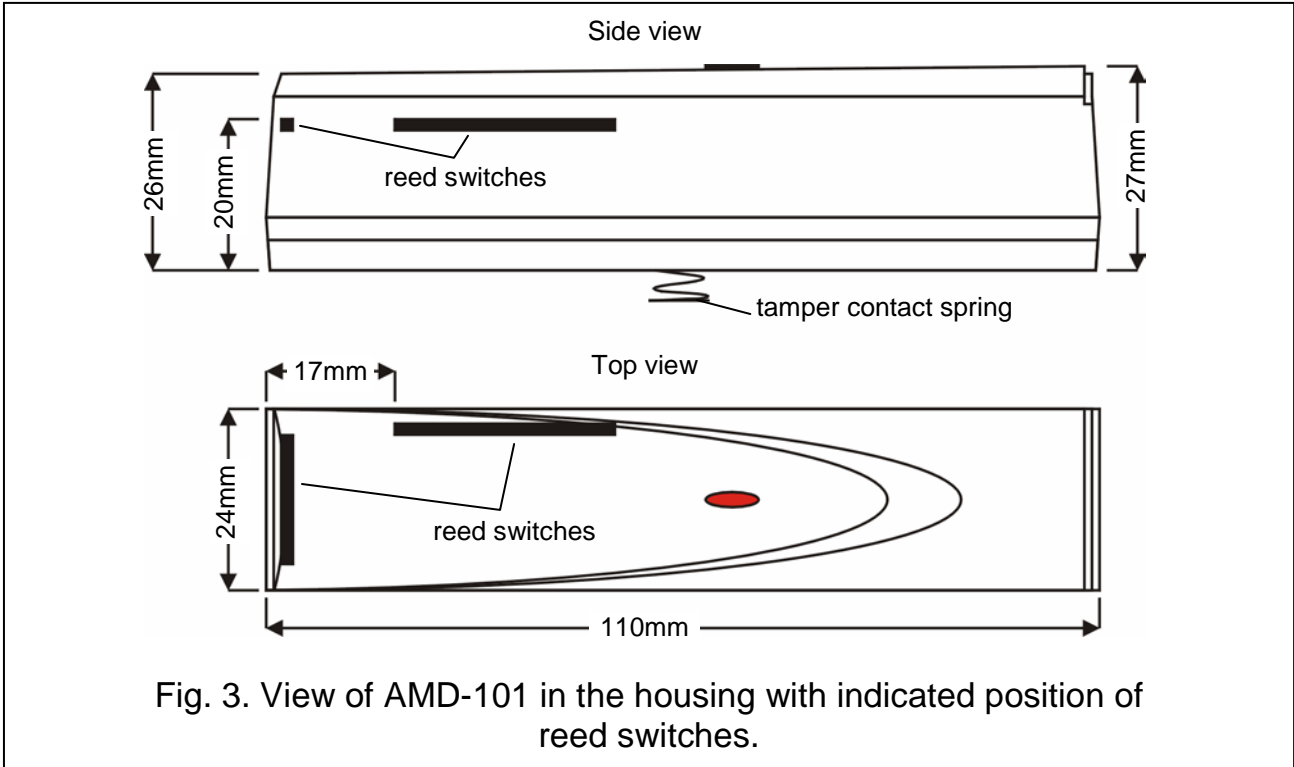


Fig. 3. View of AMD-101 in the housing with indicated position of reed switches.

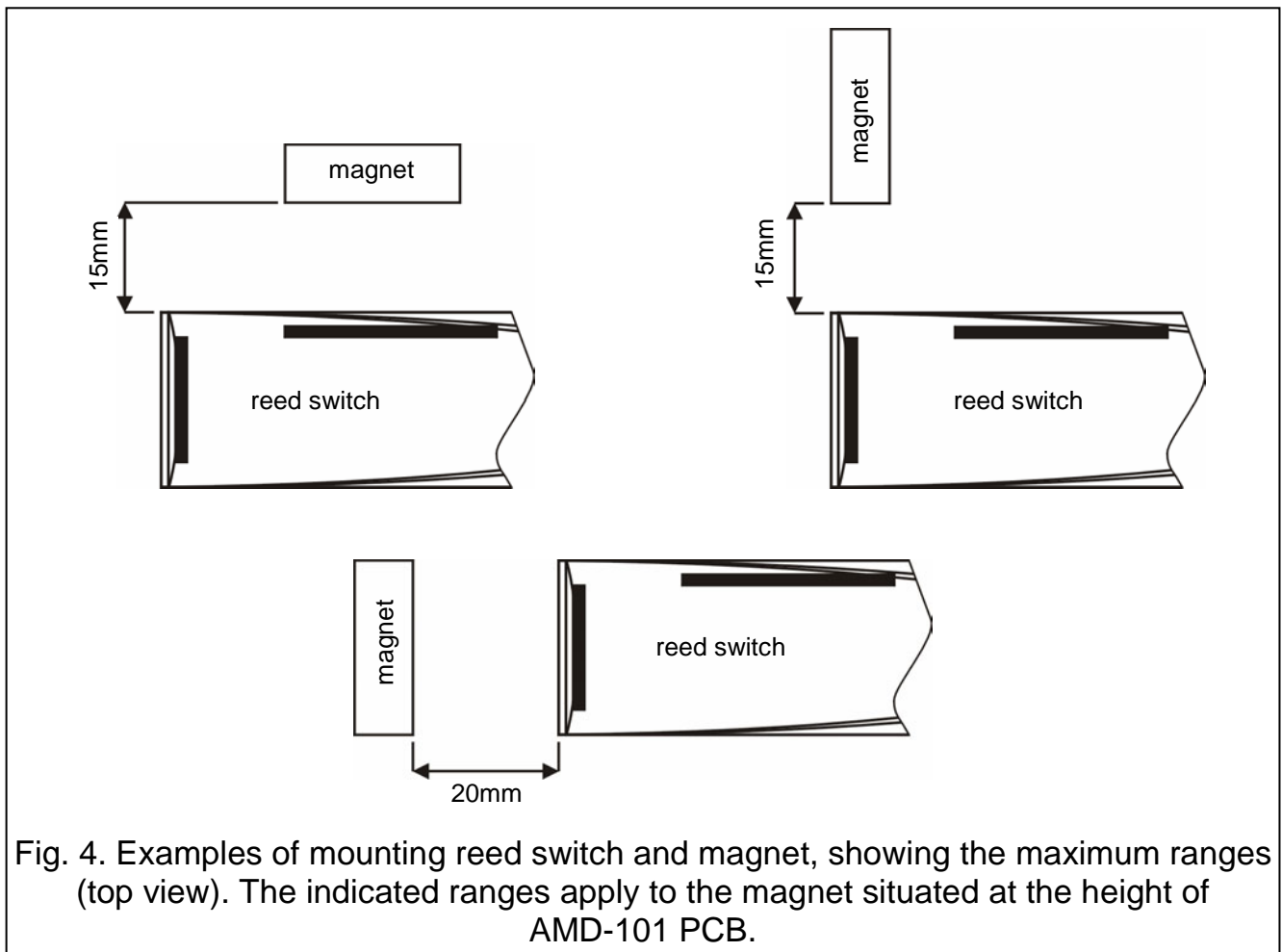


Fig. 4. Examples of mounting reed switch and magnet, showing the maximum ranges (top view). The indicated ranges apply to the magnet situated at the height of AMD-101 PCB.

2. TECHNICAL DATA

Detector type	NC
Operating frequency band	868.0MHz ÷ 868.6MHz
Additional input sensitivity	312ms
Power supply	lithium battery CR123A 3V
Lifetime of detector power battery	approx. 2 years
Operating temperature range	0°C...+55°C
Dimensions of reed relay housing	24x110x27mm



Batteries in the battery-supplied wireless equipment should be replaced by qualified personnel. Incorrect replacement of the battery can pose an explosion hazard.

Always use the CR123A 3V lithium batteries.

The used batteries must not be discarded, but should be disposed of in accordance with the existing rules for environment protection.

DECLARATION OF CONFORMITY		CE1471
Product: AMD-101 - Wireless Magnetic Detector for ABAX System	Manufacturer: SATEL spółka z o.o. ul. Schuberta 79 80-172 Gdańsk, POLAND tel. (+48 58) 320-94-00 fax. (+48 58) 320-94-01	
Product description: Wireless magnetic detector with an additional input, designed for interaction with elements of the ABAX wireless system, operating in the 868.0MHz – 868.6MHz frequency band, supplied from a 3V lithium cell. The device is intended to be used in burglary and panic alarm systems.		
This product conforms to the following EU Directives: R&TTE 1999/5/EC		
This product meets requirements of the harmonized standards: R&TTE: ETSI EN 300 220-1: v.1.3.1; ETSI EN 300 220-3: v.1.1.1; EMC: ETSI EN 301 489-1: v.1.5.1.; EN 301 489-3: v.1.4.1 Safety: EN60950-1:2001		
Notified body taking part in conformity evaluation: Identification No.: 1471		
Gdańsk, Poland 2005-07-15	Head of Test Laboratory: Michał Konarski	
The latest EC declaration of conformity and product approval certificates are available for downloading on website www.satel.pl		

SATEL sp. z o.o.
ul. Schuberta 79
80-172 Gdańsk
POLAND
tel. + 48 58 320 94 00
info@satel.pl
www.satel.pl