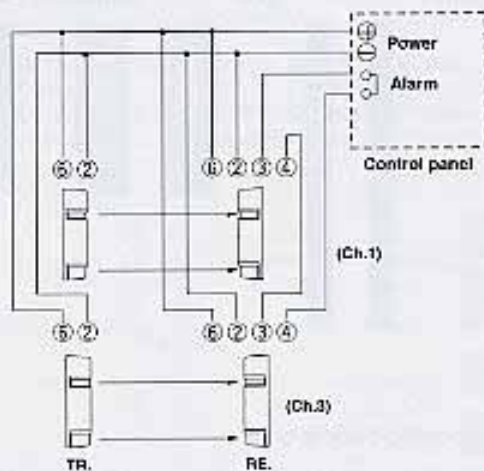


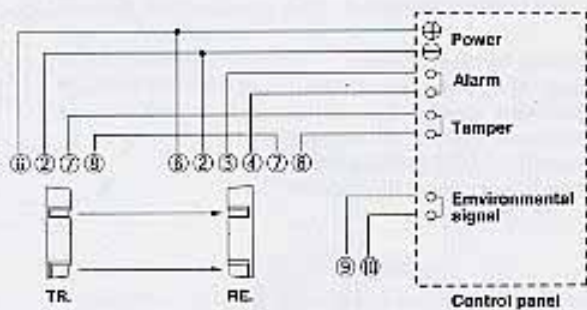
3) 2-stacked standard connection. (DC12V-DC24V)

[ALARM OUTPUT N/C]



4) When environmental module and Tamper are used. (DC12V-DC24V)

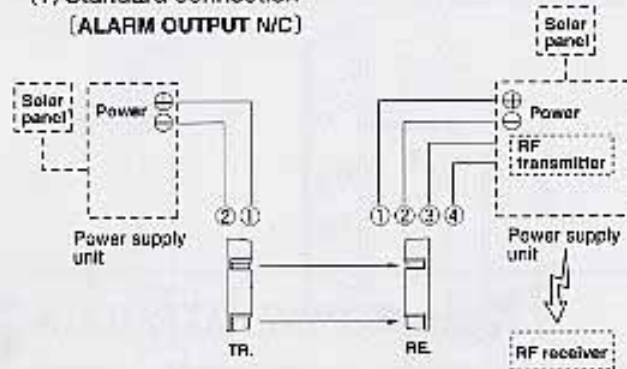
[ALARM OUTPUT · ENVIRONMENTAL OUTPUT · N/C]



★ BY WIRELESS

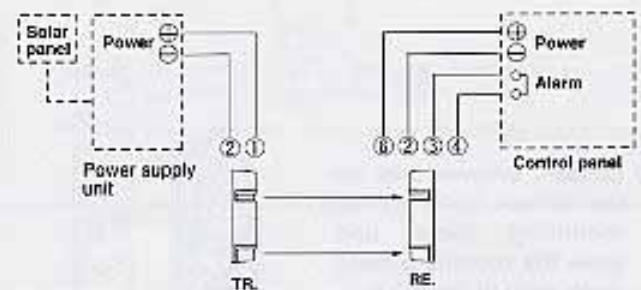
(1) Standard connection

[ALARM OUTPUT N/C]



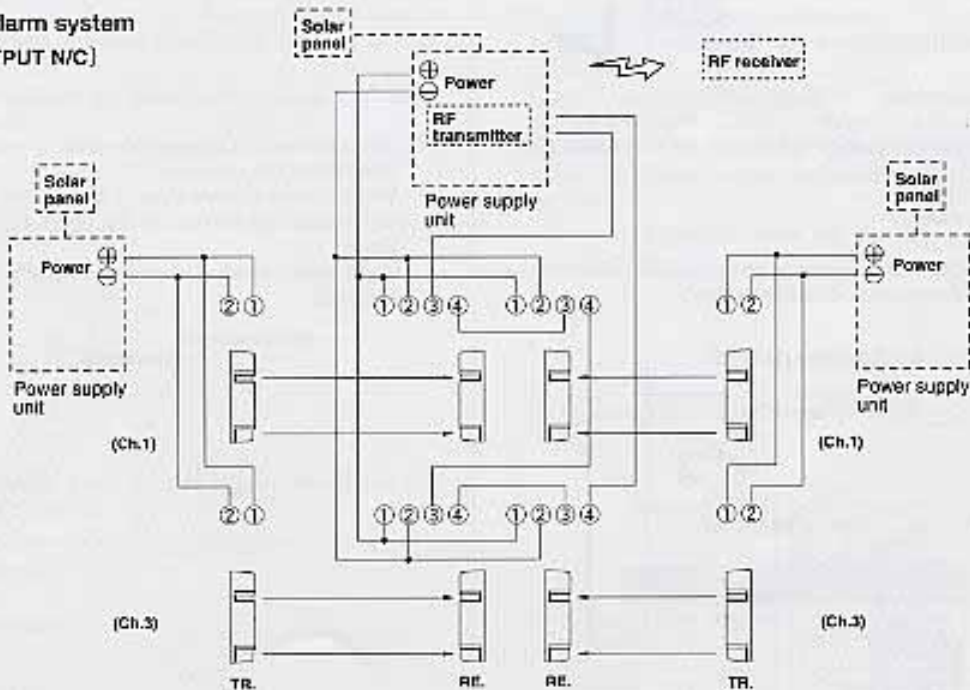
(2) Only receiver by wire connection

[ALARM OUTPUT N/C]



(3) 2-stacked alarm system

[ALARM OUTPUT N/C]



Note) Refer to 6. FUNCTIONS DESCRIPTION for beam channel (beam frequency selection).

[Cautions on wiring]

- Signal output on receiver can not be used independently for the upper / lower optics, only as a set.
- Outdoor wiring should be in PVC if below ground or use burial cable. Conduit should be used for above ground wiring.