



CATALOGUE  
*english*

**EDVAX** DOOR ENTRY





# SEE, HEAR AND TALK WITH THE EXTERIOR OF THE DWELLING AND MORE BESIDES.

Seeing what goes on outside the home, recognising those who ring our doorbell and communicating accurately are all crucial operations for living a quiet life. This is why we need access to advanced solutions based on innovative technology that can ensure the security and clarity we require by simultaneously combining user-friendliness with a system that is simple to install. Not to mention a sharp focus on design and typically stylish Italian production, which provides essential added value.

## > When technology is high-performance the solutions multiply.

Due Fili Plus and IP technology can be easily used to create even large systems, guaranteeing the highest performance in any type of building, from small homes to large residential complexes. A high-performance system that is capable of accurately meeting all building requirements.



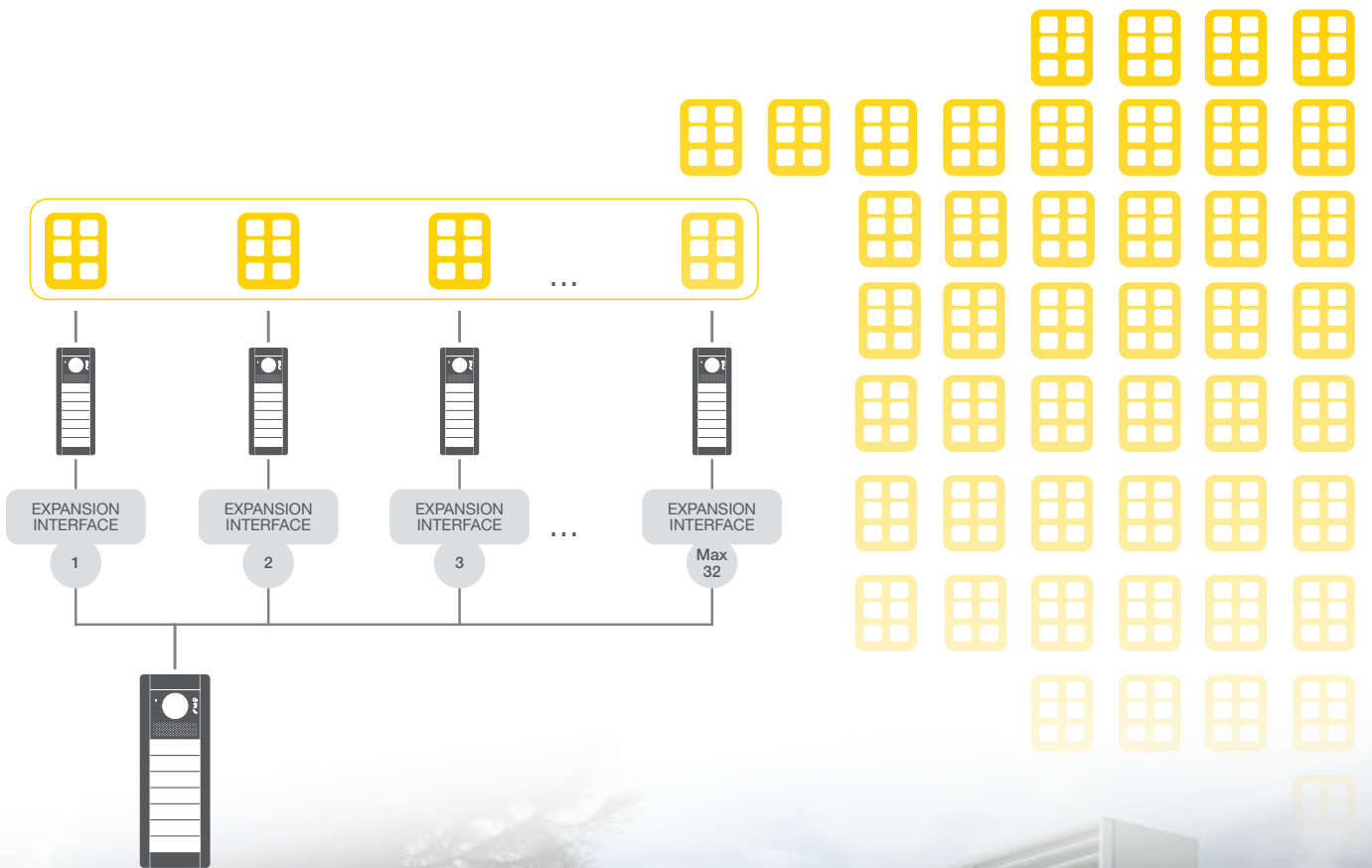
## > The complete range.

A wide selection of video door entry units, door entry units and outdoor panels for residential and tertiary settings. All products vary in size, design, structure, type of system, functions and installations. They all share high structural quality, attention to design, easy installation and use.



# DUE FILI PLUS TECHNOLOGY.

Due Fili Plus is a rapid, flexible and precise technology used to create high-performing video and audio door entry communication systems in all types of building, whether new constructions or restructuring works, in the simplest possible way. Due Fili Plus technology ensures perfect connections between all the devices through which power, audio, video and data pass.



## > Performance.



### Up to 6400 indoor units.

With Due Fili Plus technology, you can make installations which handle up to a maximum of 484 outdoor units and up to 6,400 indoor units. With the expansion interface, you can expand the system, replicating several Due Fili Plus systems with up to 32 blocks and 128 reception video-switchboards.



### Up to 1200 metres.

With Due Fili Plus technology you can set up huge systems, with a distance between indoor and outdoor panels of up to 1200 metres, without losing any quality of the audio or video signal. The signal is carried along a single twisted-pair cable of small diameter.



### Immediate programming.

Due Fili Plus technology ensures really simple programming. Directly from the indoor panel, the installer can programme the device with the outdoor panel. After encoding the indoor panel, the system can also simulate an audio/video call from the outdoor panel, to immediately check that the installation has been done correctly.



### A comprehensive range.

An extensive selection of video entryphones, entryphones and outdoor units for residential and service industry facilities. All products vary in dimensions, design, structure, type of system, functions and mounting. They all share the same superior structural quality, attention to design, easy installation and use.



### Accessible anywhere via smartphone and tablet.

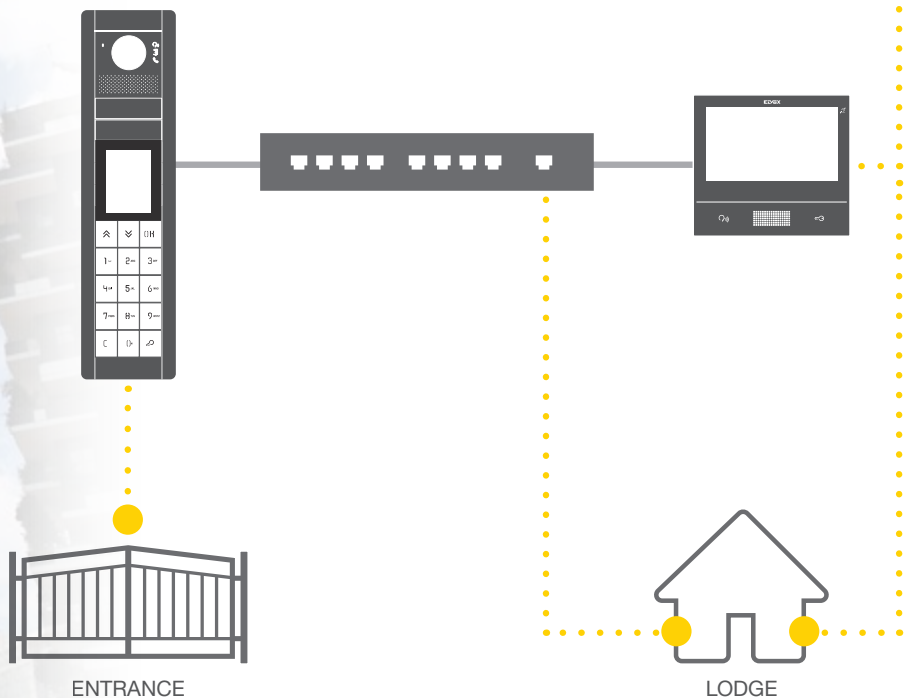
Combined with the Tab 7S, the Video-Door app can receive the video call, view the video surveillance cameras or open the door, directly from your smartphone or tablet, wherever you are.

# IP TECHNOLOGY.

A system based on IP technology that overcomes the limits of conventional video door entry systems: performance is enhanced, audio/video communication between indoor and outdoor units becomes multiple and contemporary, the number of users potentially infinite. All this is made completely simple, also through the use of existing LAN networks, without laying any specific wiring.



LARGE BUILDING COMPLEX



ENTRANCE

LODGE

## > Performance.



### Scalability and great versatility.

The IP video door entry system was designed to respond in the simplest way to the needs of all kinds of buildings: from single homes to large residential complexes.



### Simple and intuitive installation.

Self-configuring for the kit version or configurable via the Video Door IP Manager software on a PC for the simple and complex installations, all simplified by an autodiscovery function for Elvox IP video door entry devices. Installation is always quick and functional, supporting the needs of professionals.



### Incomparable expansion.

With IP technology, the video door entry systems can be expanded to include a large number of users. Expansions are as easy as installations: quick and functional by using existing or shared dedicated LAN networks.



### Total reliability.

The system data is replicated on the different devices, ensuring constant system operation. Everything is guaranteed to be controlled efficiently at all times, and in the event of a system failure service is restored in just a minute.



### Accessible anywhere via smartphone and tablet.

The Video-Door app can receive the video call, view the video surveillance cameras or open the door, directly from your smartphone or tablet, wherever you are.



### Full coverage.

Performance is enhanced, and the audio and video signal quality is guaranteed and protected, whatever the size of the building complex. For efficient, high-performance communication.

# VIDEO ENTRYPHONES CONNECTED TO YOUR SMARTPHONE OR TABLET.



The new Tab 7 video entryphone, which draws its inspiration from the light weight and simple silhouette that distinguish all the models in the Tab series, is a device affording revolutionary functions teamed with stylish design. Available in 2 different versions: Tab 7 with traditional video entryphone functions, and Tab 7S which, thanks to the integrated Wi-Fi and Video Door app - allows call repetition on your smartphone, ensuring total control even when you are out and about. In short, this is a product with its sights set firmly on the future.



With Wi-Fi. You can answer the video entryphone from anywhere in the home.

The new Tab 7S video entryphones with integrated Wi-Fi are designed to communicate instantly with smartphones and tablets thanks to the new Video Door app. Just tap once to answer video entryphone calls from any room in the home, with complete freedom of movement (receive calls from the panel, make intercom calls, release the lock, activate auxiliary services, switch on the stair lights, start the irrigation system, send and receive text messages or consult recorded messages).



Video Door App, designed to make life easy for you.



- > Immediate configuration.
- > Intuitive and customisable interface.
- > Available on the Vimar website and from Apple and Google Play stores.








### Answer the video entryphone.

When the door bell sounds, you can talk to whoever is standing outside from wherever you happen to be, using a smartphone or tablet.



### Open the gate.

When you happen to be elsewhere, but need to let someone onto your property, you can open the gate from a smartphone or tablet. Problem solved.



### Start the sprinklers.

When on holiday or simply out and about, a simple tap on your smartphone or tablet will ensure the garden gets exactly the amount of water it needs.



### Check all cameras.

A smartphone or tablet gives you round-the-clock control over all spaces, and you can always see exactly what is going on.



### Intercom calls.

With the Video Door App on a smartphone, audio calls can be made with the TAB 7S to enable an immediate and direct conversation with whoever is at home.

## A SOLUTION FOR EVERY NEED.

Whatever your living context, we have a solution for you, for both inside and outside the building. A full range of products responding to all style and function needs, whatever the type of building. Versatile, technologically advanced solutions for communicating easily, effectively and safely.

### > Outdoor units.

Outdoor units are available in various dimensions and can be mounted in various ways, but they all have one thing in common: an elegant and sophisticated design in keeping with the most demanding architectural requirements.



## > Indoor units.

Hands-free or with handset, stand alone or built into the By-me home automation system. Internal video entryphones have quality, modern and delicate finishes, with reduced thickness to blend in perfectly to any interior design solution. And always easy and intuitive to use.



# PIXEL AND PIXEL HEAVY SERIES. BEAUTY AND STRENGTH.

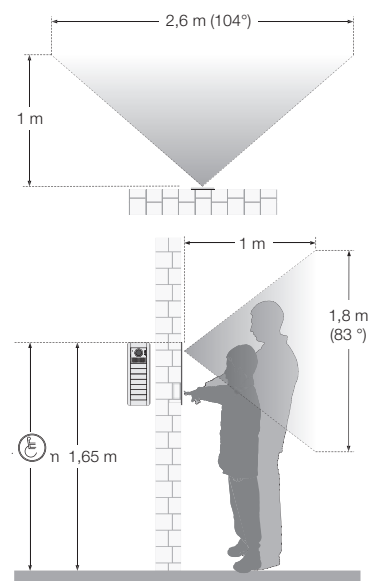


The modular entrance panels with a slim, modern design, Pixel in aluminium with four colour variants: grey, white, slate and anodised grey and Pixel Heavy, the version in zama, with a single special sable grey finish that is more resistant to knocks and atmospheric agents, with degree of protection IK09, IK10 and IP54, all represent a timeless panel. With great modularity, Pixel can be composed as you wish, responding perfectly to actual installation needs.

### Video camera with wide-angle lens.

The audio/video module has a video camera with a wide-angle lens and high-definition recording. A zoom function can also be set from the internal units, where multiple recording frames can also be browsed.

### Video camera recording range



### High sensitivity and automatic lighting control.

The sensor sensitivity recognises guests even in poor lighting. The luminous intensity of the lighting LEDs is automatically adjusted according to the surrounding luminous intensity.



### Echo Canceller and noise reduction.

Echo Canceller means you can have a natural, two-way conversation, automatically avoiding annoying audio feedback (Larsen effect). You will hear loud and clear thanks to the Noise Reduction function.

### Automatic gain control.

Sound levels are always outstanding thanks to automatic gain control (AGC) and voice activity detection (VAD).

### Backlit LED buttons.

The call buttons have LED back-lighting with white LEDs for maximum readability of names. Back-lighting and the intensity setting is controlled by the integrated dusk/dawn sensor.

### Up to 4 buttons in a single module.

The audio or audio/video module, the heart of the panel, comes with 4 push buttons in double file for installation in small residential contexts.



### Impaired hearing function and voice synthesis for non-sighted users.

The first function allows hearing aid wearers fitted with T type magnetic interface prostheses to listen to conversations in the acoustic device; the second offers the non-sighted the chance to listen to a voice message which the specifically programmed panel reproduces for each command.



### Visual call indicators.

A LED on the front indicates the calls in progress and any active communications, if the lock control is enabled or a missed call if the line is busy.

IP54

IK08

IP54

IK10



### Impact resistance and degree of protection.

Pixel is an aluminium panel affording a high degree of protection against atmospheric agents (IP54) and against impacts (IK08). Pixel Heavy in zamak is even more resistant, with IK09 and IK10 ratings.

### Flexible, modular development, from 1 to 84 calls.

Pixel and Pixel Heavy can be used to create various combinations according to need, starting from 1, 2 and 3 vertical modules and up to 3 rows horizontally, for a composition of 9 modules and allowing up to 84 calls.

### Pixel composition options.

Owing to the availability of different-sized push buttons, Pixel can be composed freely to accommodate specific installation requirements.



Double axial button  
(one call)



Single axial button  
(two calls)



Double row single rocker button  
(four calls)

Grey

Slate grey

Anodized grey

White



Sable grey



### Functional design and ultra-thin thickness.

Small sizes that enhance forms, the panel can be installed on metal pillars, being just 100 mm wide and standing out from the wall by just 14 mm (Pixel), 18.5 (Pixel Heavy) are the ideal solution for confined spaces.

Pixel: in aluminium with different finishes: grey, slate, white and anodised grey.  
Pixel Heavy: sable grey finish.

> Total compositional freedom for Pixel and Pixel Heavy.



LCD colour display and contacts list with up to 6.400 names.

With 3.5" colour LCD display - the largest in the modular segment - with an intuitive navigation menu it can manage up to 6.400 names. Calls can be made by scrolling the contacts list or entering the required number. And with an 80° horizontal viewing angle, the information can easily be read on the display even in back-lit conditions.


**Installation responds to your needs.**

Rapid front access to the audio/video unit and other expansion modules for ordinary maintenance without completely removing the panel from the support.



**Expansion modules.**

Pixel is a dynamic solution, as it allows you to create all the compositions you need, using additional modules and combining audio or audio/video electronic units. Every entrance panel can hold up to 5 button modules in single and double row, alphanumeric keyboard, display with electronic contacts list or back-lit name card, biometric sensor or transponder.



Name-plate



Biometric sensor



Transponder

### Flush mounting in series or surface mounting with rain-proof frame.

Pixel panels can be either flush mounting or surface mounting. In both cases, they guarantee great functional performance.

For mounting in series, the flush mounting boxes are fitted with a spacer that secures them tightly together. In Pixel panels, it works like a cable outlet because the void, watertight interior guarantees total protection for the wiring. Furthermore, a cardboard antimortar cover protects them during installation.

Flush mounting can be completed by adding the rain-proof frame which is incorporated into the surface mounting boxes.



Flush mounting boxes for Pixel panels



Flush mounting boxes for Pixel Heavy panels

### Universal adaptors for Pixel and Pixel Heavy.

Universal adaptors are designed to mount Pixel and Pixel Heavy modular entrance panels to replace and renovate an existing entryphone or video entryphone system. Being universal, these adaptors are totally compatible with the most widely available flush mounting boxes on the market.



## PIXEL UP SERIES. SLIM AND STRONG.

Pixel Up is the entrance panel with front cover plate made of 316 stainless steel with brushed finish, with thin thickness and distinguished by a linear design and by a reduced protrusion from the wall, of just 3 mm.


It is available in the version with alphanumeric keyboard, with stainless steel keys and colour display with 5 mm thick polycarbonate protective glass, with IP54 degree of protection and IK08 impact resistance. For flush mounting, the entrance panel is supplied with a stainless steel box, to which the cover plate is fixed using special anti-tamper screws.





# 2 DUEFILI PLUS

Pixel Up available for video door entry systems with Due Fili Plus technology.




### Video camera with wide-angle lens.

Video camera with high definition wide-angle lens. Recording range can be controlled directly from the indoor station using the pan&zoom function for the video camera.




### Sensor: high sensitivity and HDR.

The high sensitivity of the sensor allows you to see even in areas with low brightness. The High Dynamic Range (HDR) technology in fact allows you to identify the caller even in poorly lit areas.



### Accessibility.

The display features high-contrast colours to facilitate name identification and improve reading. The device uses large-sized characters and symbols, so it can also be used by the visually impaired.



### Backlit keyboard.

Backlit stainless steel keys with Braille codes featuring multitap function for rapid name search.



> A technological core clad with iron



**Automatic brightness control.**

The intensity of the LEDs used for lighting the video camera is self-adjusting according to the environmental light, to ensure optimal visibility of the caller and the surrounding area.



**Optical signalling.**

The entrance panel operations are signalled by graphic icons on the display and by the LEDs on the front of the cover plate, which show the call under way, the line busy, the conversation and the lock opening.



**High performance 3.5" display.**

Wide viewing angle and backlighting that allow easy reading of information even in intense light. 5 mm thick polycarbonate screen protector.



**Contacts list with up to 6,400 names.**

Thanks to a user-friendly navigation menu, the entrance panel can manage up to 6,400 names. Calls can be made either by scrolling the contacts list or by entering the required number.





### Composition.

3 mm thick steel front cover; dimensions 405x145 mm. The cover plate is fixed to the flush mounting box, dimensions 382.1x124.1x60 mm, using 4 special steel anti-tamper screws. The entrance panel can also be external surface mounted thanks to the dedicated box supplied with a rain-proof frame.



### Integrated teleloop.

Thanks to this technology, T-coil hearing aid wearer, can listen to conversations directly in their hearing aid.



### Voice synthesis.

L'uso della targa è facilitato, per gli ipovedenti, attraverso i messaggi vocali che guidano l'utente passo dopo passo."



### Automatic gain control.

Thanks to automatic gain control (AGC), sound levels are optimised irrespective of the distance and tone of the speaker, of the devices called and of the complexity of the system. There is no need to adjust the gain.



### Noise reduction and VAD.

You will hear loud and clear thanks to the noise reduction function and voice activity detection (VAD).



### Echo canceller.

The echo cancellation algorithm means you can have natural, two-way conversations, automatically avoiding annoying audio feedback or whistling (Larsen effect), without having to adjust the microphone and speaker during installation.

# 1300 SERIES. BUILT TO SUIT YOUR NEEDS.

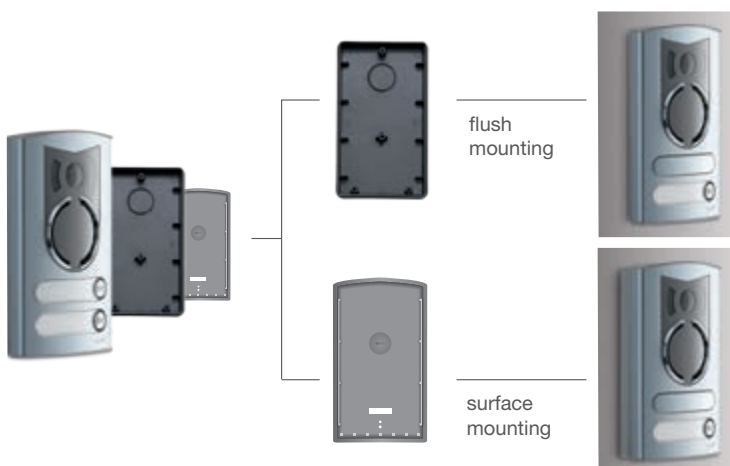


Soft, modern design with non-scratch finish. The 1300 series is made from 1.8 mm thick electro-polished anodized aluminium. Designed for flush and surface mounting, it has high-efficiency LED green backlighting that makes it visible even at night.



## Versatility and customisation.

The basic cover plate comprises an audio-video module and a module with 1 push button and 3 blank modules which can be replaced by conventional push buttons. This allows you to create the keypad as you wish, with an infinite combination of cover plates and push buttons. The 1300 series is also available with an alphanumeric keypad.



## One- and two-family systems.

The compact 1300 panel (13K1), which is 168 mm high, is supplied with accessories for both flush mounting and surface mounting, using the dedicated mounting boxes provided. With the installation of an additional button (R131), the modular keyboard can also be used for two-family systems.

# 1200 AND 1200 REINFORCED SERIES. HIGH PERFORMANCE, VERSATILITY AND DESIGN.



With a modern, technological design the 1200 series comes with elegant finishes and high-performing yet user friendly technology. The 1200 series can be wall-mounted or flush-mounted with the related accessories. A reinforced version is also available, in sable grey satin-finished paint, which is particularly resistant to atmospheric agents and with degree of protection against impacts to IK10 it is ideal for installation in saline environments.



One material, two colours and two finishes.  
To satisfy every style.

The cover plates are made in 8/10 thick AISI 316 stainless steel and come in two different finishes: stainless steel colour with embossed surfaces or sable grey colour with satin-finished paint.



steel with embossed surface



grigio sablé



# TAB SERIES: THE APPEAL OF THICKNESS, FOR SLIM GENERATION.



The video door entryphones Tab 7S, Tab 7, Tab Free, Tab 4,3, and the Tab jr. entryphone share the same philosophy: an ultra-slim shape, capacitive keyboard and an innovative design in two different colours. Modern and elegant, Tab is easy to combine and simple to install. Its flexible and dynamic essential style allows it to satisfy every user's needs.



## Linear and sober styling.

Striking the perfect balance between simplicity and attention to detail, the Tab 7 comes across as an innovative device, with clean and unfussy lines. A modern blend of rigour and elegant restraint.

## With integrated Wi-Fi.

Thanks to the Wi-Fi integrated into the Tab 7S video entryphone, the app can be used to receive calls originating from the outdoor unit, make intercom calls, release the lock or activate auxiliary services (switch on the stair lights or start the irrigation system, etc.).

## White, glass effect.

Two timeless colour schemes, selected to blend in with any interior décor, are used for the special "glass effect". The effect is sparkling, like glass, and creates artful suggestions of transparency.

## 7" and ultra-high resolution.

The LCD colour screen offers a magnificently large and well defined image: 7" with 800x480 pixel resolution.

## Capacitive keypad and touch controls.

Tab models are equipped with flush capacitive buttons, in keeping with the minimal design of the entire device. The Tab 7S model also offers touch screen functionality: fast and sensitive, this allows the user to activate controls simply by tapping the display.

## Catering for the needs of everyone.

The Tab 7 is equipped with a teleloop so that hearing aid wearers can also use the system, and has tactile aids designed to facilitate operation of the controls by persons with impaired vision.

## Large speaker.

Its generous proportions stand out below the video entryphone. Aiming at an audio output as clear and free of disturbance as possible, voice reproduction is always faultless, and of high quality.



Video entryphone Tab 7S




Video entryphone Tab 7



Functions:



✓	✓	<p><b>Visual call indicators.</b> Activation of functions accompanied by visual and audible feedback.</p>	✓	✓
✓	✓	<p><b>Hands-free.</b> Communication made easy and convenient, with no physical constraints.</p>	✓	✓
✓	✓	<p><b>Accessibility.</b> For the visually impaired and hearing aid users.</p>	✓	✓
✓	✓	<p><b>Alert.</b> Users can send priority requests for service to porter desks.</p>	✓	✓
✓	✓	<p><b>CCTV video camera viewing.</b> A constant watch on the home.</p>		✓
✓	✓	<p><b>Video door entry system answering machine.</b> Messages taken in the absence of a reply.</p>		✓
	✓	<p><b>Porter's lodge video-switchboard.</b> Communications with porter's lodge for notifications.</p>		✓
✓	✓	<p><b>Capacitive touch screen display.</b> Drag &amp; Drop functions.</p>		
		<p><b>Graphic menu with capacitive keyboard.</b> For the main video entryphone functions: answering and opening the door.</p>	✓	✓
✓	✓	<p><b>Integrated Wi-Fi.</b> Calls can be transferred to smartphone and tablet.</p>		
		<p><b>Receiving text messages.</b> From porter's lodge switchboard or other monitors.</p>		✓
	✓	<p><b>Sending and receiving text messages.</b> To and from porter's lodge switchboard or other monitors.</p>		

> **TAB** series: video entryphones with handset and hands-free, for top communication.



**Colour display.**

Visual performance encased in 4.3" or 3.5" display showing outside images with perfect definition and colour.



**Capacitive keypad.**

Keys and controls flush with the surface with backlighting and differential reactivity to avoid accidental activation. The keys grant access to the primary video door entry functions: answering a call, opening the lock, self-start, ringtone mute, auxiliary service activation. Moreover, the answer call and open lock keys are easily recognisable even by the visually impaired.



**Accessibility.**

All Tab video door entry units are equipped with a teleloop, a solution that also allows hearing aid wearers to use the system, and they have tactile aids to facilitate operation of the controls by persons with impaired vision.



TAB 4,3



**Ringtones.**

10 different set tunes: simply choose your favourite and set the volume to suit your needs and application contexts.





TAB FREE 4,3



TAB FREE 3,5



**Hands-free.**

TAB Free means communicating in full freedom and comfort, with no constraints. No cables, no handset.



**Optical and acoustic signalling.**

Crystal-clear sound and visual feedback confirm the activation of the functions, facilitating use for the visually impaired or hearing aid wearers too.

Specific 4.3 Tab Free functions



**Pan & Zoom function.**

You can check the recording range of the outdoor station video camera which features the same function from the video entryphone.



**Professional function.**

Setting this function allows the lock to open automatically following a call from an outdoor station.



**OSD scrolling menu.**

The user can easily access the OSD scrolling menu from the display, to customise the video entryphone settings, such as user away; ringtone mute; associating a call type with a melody, brightness and contrast, etc.

> **TAB** series: a compact entryphone with an irresistible style.




With the typical appearance of an entryphone, it stands out for its compact, simple silhouette, nevertheless offering excellent functionality and reliability. For those looking for the essential in both shape and function. Tab jr. is designed for those who don't need the video function. An audio-only device which maintains technology, quality and design of the total range of Vimar products.



TAB jr.

## OTHER AUDIO SOLUTIONS.



### 6900 series

Very practical use with the hands-free function of the loudspeaker system: you don't need to hold the reply button down during the conversation. With just 4 keys dedicated to the main door entry functions and 6 for setting the ringtone volume, ringtone choice, intercom calls, and other auxiliary signals.



### 8870 series.

The 8870 series comes in the standard configuration with two push buttons (one to open the lock and the other for auxiliary services).



### Petrarca series.

The Petrarca entryphone functions can be expanded with accessories: colour monitor, call volume control and additional push buttons. Wall-mounted or desktop installation requires the relative fixing brackets or desktop installation kit.

## VIEW: VIMAR ENERGY on the WEB.

Video entryphones now go on-line. Smart products and interconnected systems.

What is VIEW? VIEW is a range of stylistically matching smart products and interconnected systems that are also compatible with other manufacturers' products, all conceived with the aim of increasing simplicity for users and offering them an intuitive experience, working towards total control of their homes and a smart lifestyle.

In line with this premise, VIEW is Vimar's vision of the digital world and of the Internet of Things, which forms the guiding principle for the ongoing development of smart solutions, all connected to each other, to the Internet and to the user by means of state-of-the-art digital technologies. VIEW looks to the future, today.




### Full control via APP.

All you need is your smartphone to manage and supervise your home and the objects in it, easily and instantly.


CONNECTED SYSTEMS  
AND PRODUCTS



SOLUTIONS OFFERING  
COMFORT, SAFETY  
AND ENERGY  
EFFICIENCY

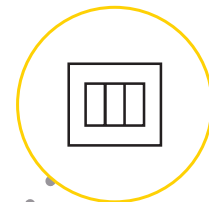


ADDED VALUE  
SERVICES



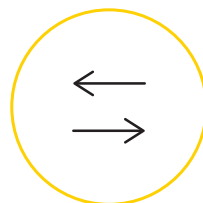
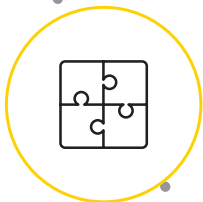
# VIEW

IoT smart life



STYLISTICALLY  
MATCHING  
PRODUCTS  
AND USER  
INTERFACES

PARTNERSHIPS  
WITH STANDARD  
PROTOCOLS AND  
THIRD-PARTY  
SYSTEMS



INTEGRATION  
BETWEEN VARIOUS  
SYSTEMS FOR  
A SINGLE USER  
EXPERIENCE

> A host of benefits that reflect the needs of a modern lifestyle.



**CONNECTED SYSTEMS AND PRODUCTS**

Vimar has created a whole range of systems that share a contemporary styling approach and wireless products utilizing technologies that are intuitive, reliable and precise.

**CONNECTED SYSTEMS**



By-me  
home automation

Well-contact Plus  
building automation



Call-way  
hospital call system



By-alarm burglar  
alarm system



Elvox Door entry



Elvox CCTV



Elvox Gates

**CONNECTED PRODUCTS**



ClimaCrono  
Wi-Fi touch timer-thermostat



ClimaPhone  
GSM timer-thermostat




Sound system



Radio frequency  
controls



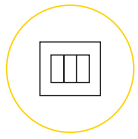
Wi-Fi video cameras



### SOLUTIONS OFFERING COMFORT, SAFETY AND ENERGY EFFICIENCY

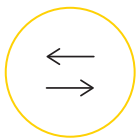
Effective, complete and suitable for all types of buildings, the solutions supported by View have been designed to provide maximum comfort and security. And all while ensuring the highest level of energy efficiency.





**STYLISTICALLY MATCHING PRODUCTS AND USER INTERFACES**

As with all Vimar products, View solutions are aesthetically coordinated right down to the last detail, in line with our philosophy that technology and style should always go hand-in-hand.

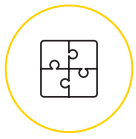


**INTEGRATION BETWEEN VARIOUS SYSTEMS FOR A SINGLE USER EXPERIENCE**

Smart products and interconnected systems also integrate seamlessly with products by other manufacturers, thus making life easier by providing a single user experience.








**PARTNERSHIPS WITH STANDARD PROTOCOLS AND THIRD-PARTY SYSTEMS**

In order to offer a comprehensive, fully integrated service, maximum synergy and partnership between Vimar protocols and those of leading brands in other production segments are guaranteed by specific international standards.



**ADDED VALUE SERVICES**

Vimar supports sector professionals through training courses, dedicated technical assistance, a toll-free phone number and personalised consultancy services. These activities are aimed at increasing the levels of expertise, safety and quality in their work.



## Index

---

---

**QUICK GUIDE TO THE RIGHT SYSTEM SOLUTION  
AND TYPICAL SYSTEMS**

from page 34

---

**KIT**

from page 66



**IP TECHNOLOGY**

from page 72



**DUE FILI PLUS TECHNOLOGY**

from page 74



**SOUND SYSTEM TECHNOLOGY**

from page 90

# Quick guide to the right system solution

## Elvox IP video door entry system

The system guarantees the functions described using the articles in the catalogue for all the following cases, also in combination:

- installation with less than 200 connected devices, i.e. objects connected to the same LAN network via an RJ45 interface, do not calculate IP CCTV cameras and switch;
- installation with up to maximum 3 video reception switchboards;
- management of access control services with standard articles from the catalogue up to 500 users;
- management of up to a maximum 10 video answering machine messages for each reception switchboard installed.

For all other cases and for the integration of third party products/ systems, such as VoIP devices with SIP protocol, IP CCTV systems, advanced access control systems, please contact the sales network to consider customized solutions agreed with the system managers. The IP CCTV cameras can not be installed with the entrance panel to operate as call function service.

## Switch for the Elvox IP video door entry system

The Elvox IP video door entry system should be completed with switch that manages the traffic of the LAN network. For a correct system operating, it is recommended the use of switch conform to the network characteristics of the current catalogue.

## Installation of the passive network

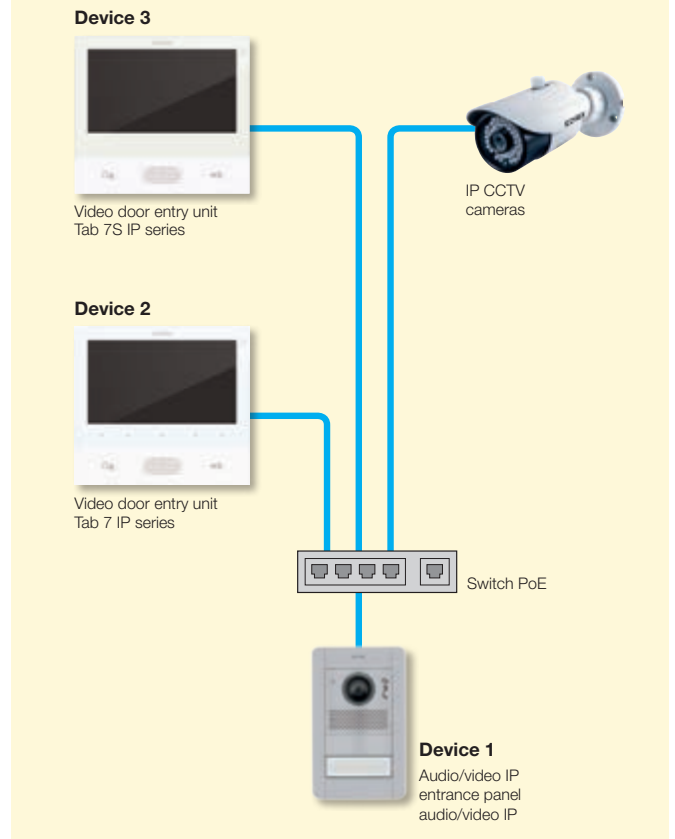
To realize the infrastructure of passive network for the IP video door entry system, it is recommended to install the Vimar Netsafe structured cabling system with a wide range of products able to realize networks in 5e, 6 and 6A categories, shielded or unshielded in copper or fiber optic connections.

A system with great performances, offering versatile solutions for wide-ranging installations and assuring steady connections over time and for every kind of buildings, from the smallest in residential sector to the biggest to the tertiary sector.

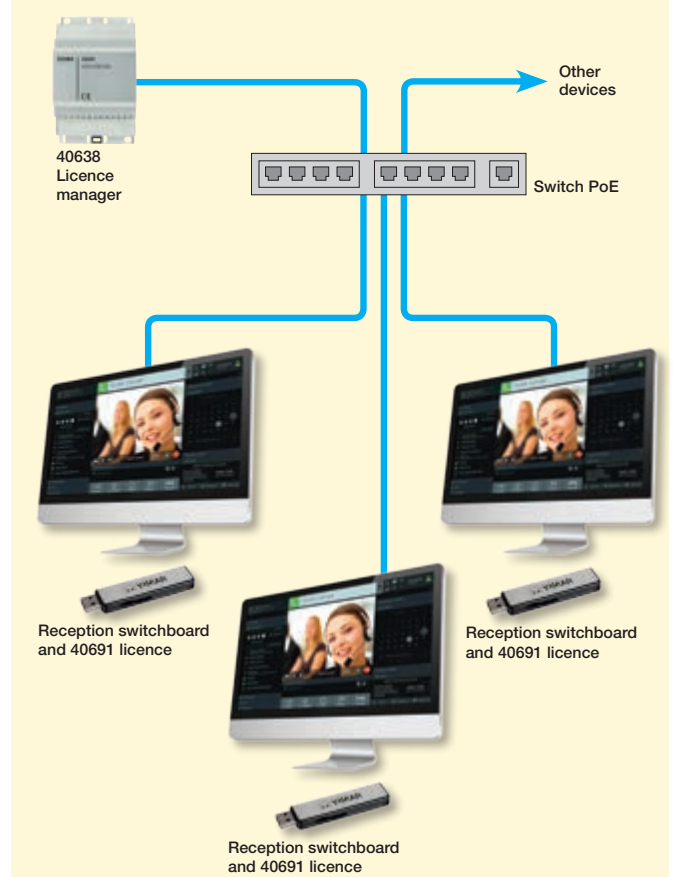
For more information browse on the site [www.vimar.com](http://www.vimar.com).

Network technical data	
<b>Power supply from Ethernet network</b>	PoE, class 0 (IEEE 802.3-2012)
<b>Network interface</b>	RJ45 Ethernet 10/100 Mps (certified)

## Installation of up to 200 devices



## Installation of up to 3 reception switchboards



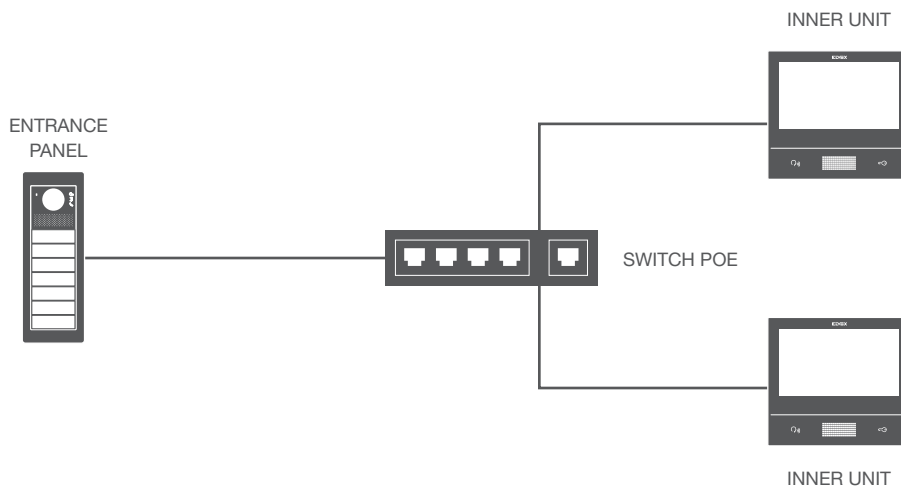
# Quick guide to the right system solution

## IP video door entry system.

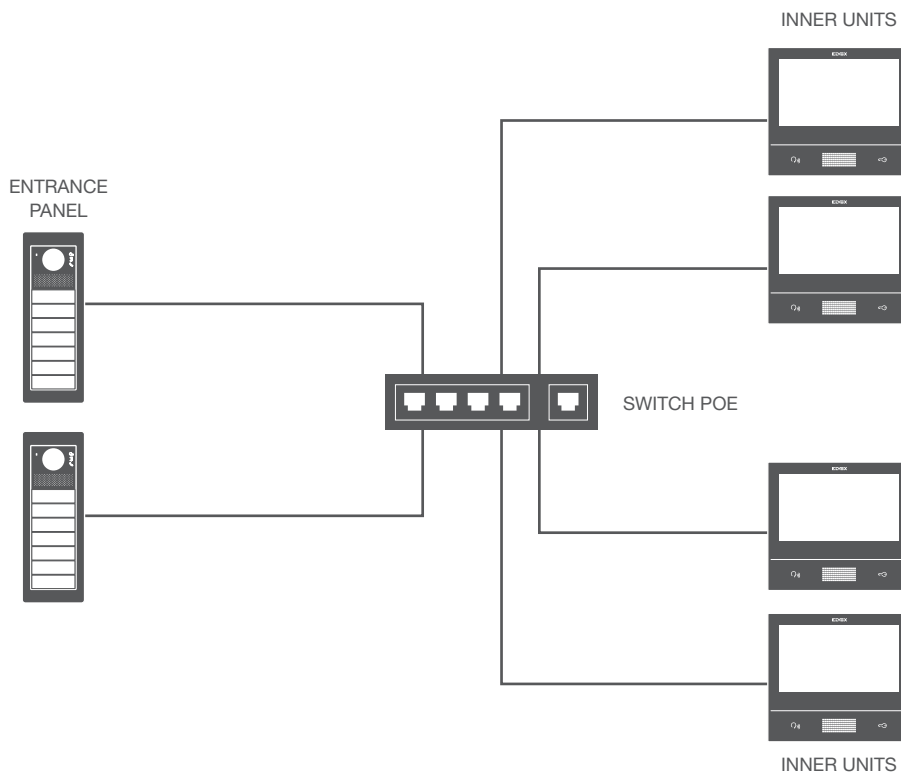
Main devices:

- Entrance panels (external stations)
- PoE switch

With one entrance panel.

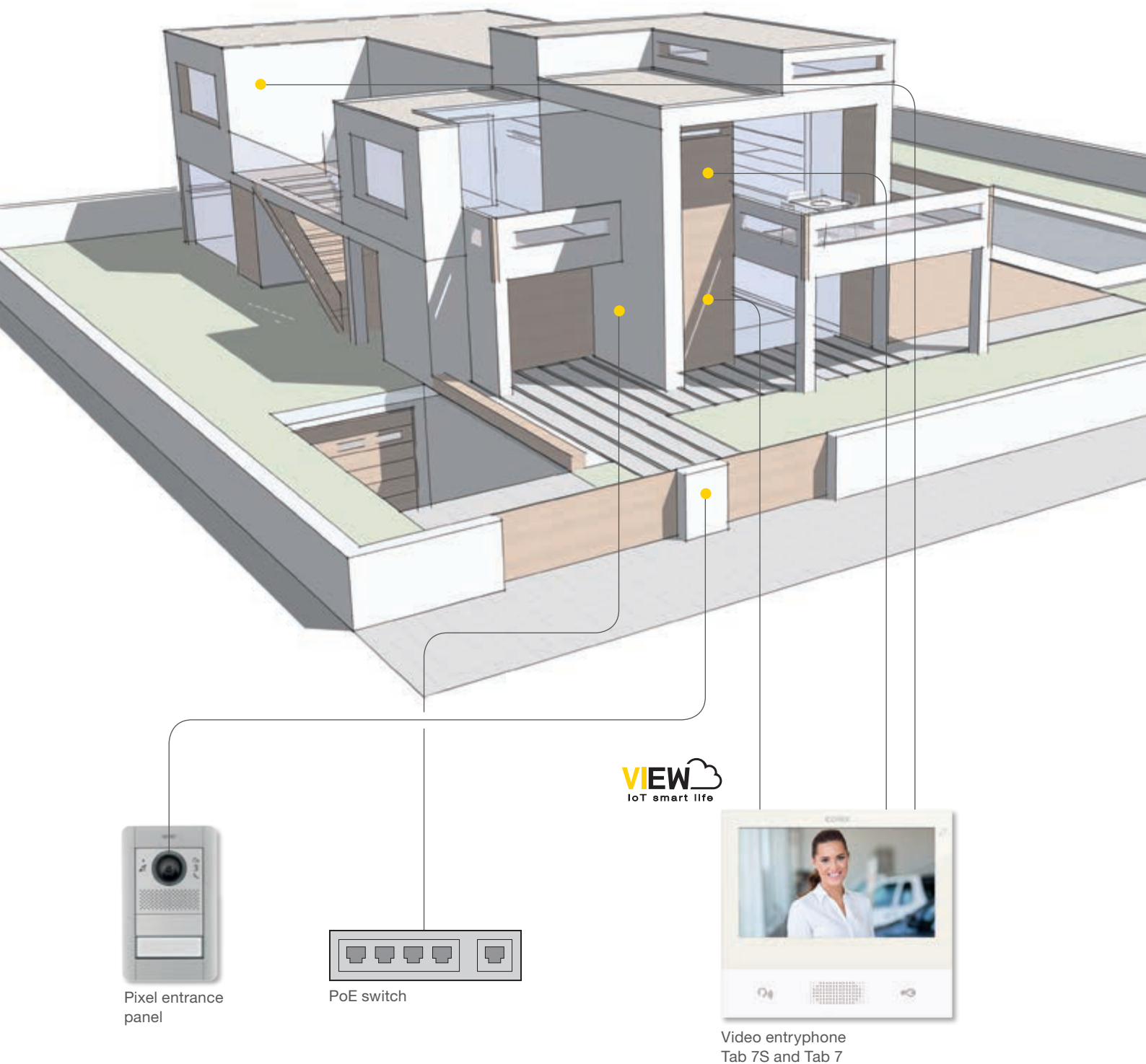


With many entrance panels.

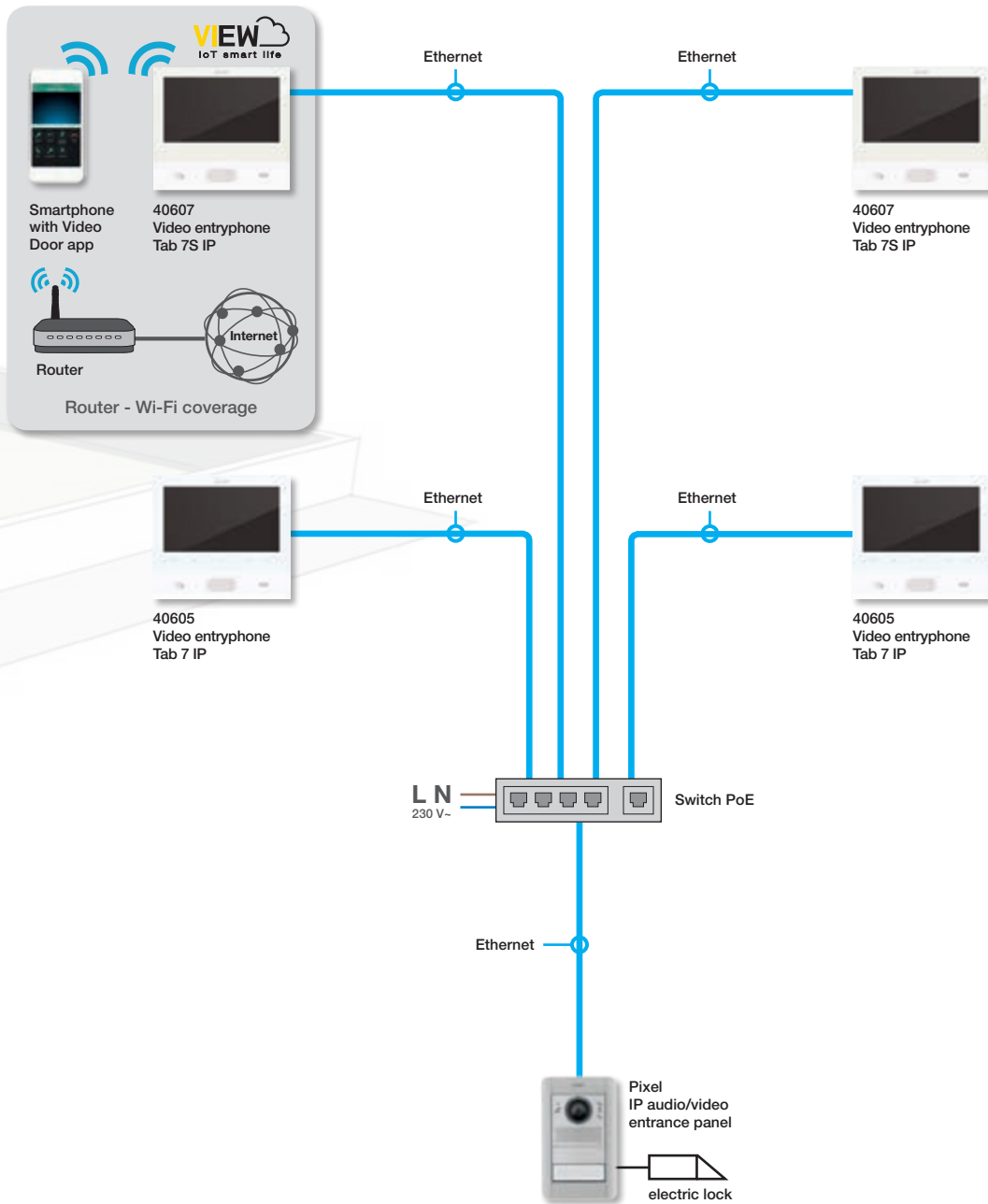


# IP - Installations examples

Villa with video door entry system.



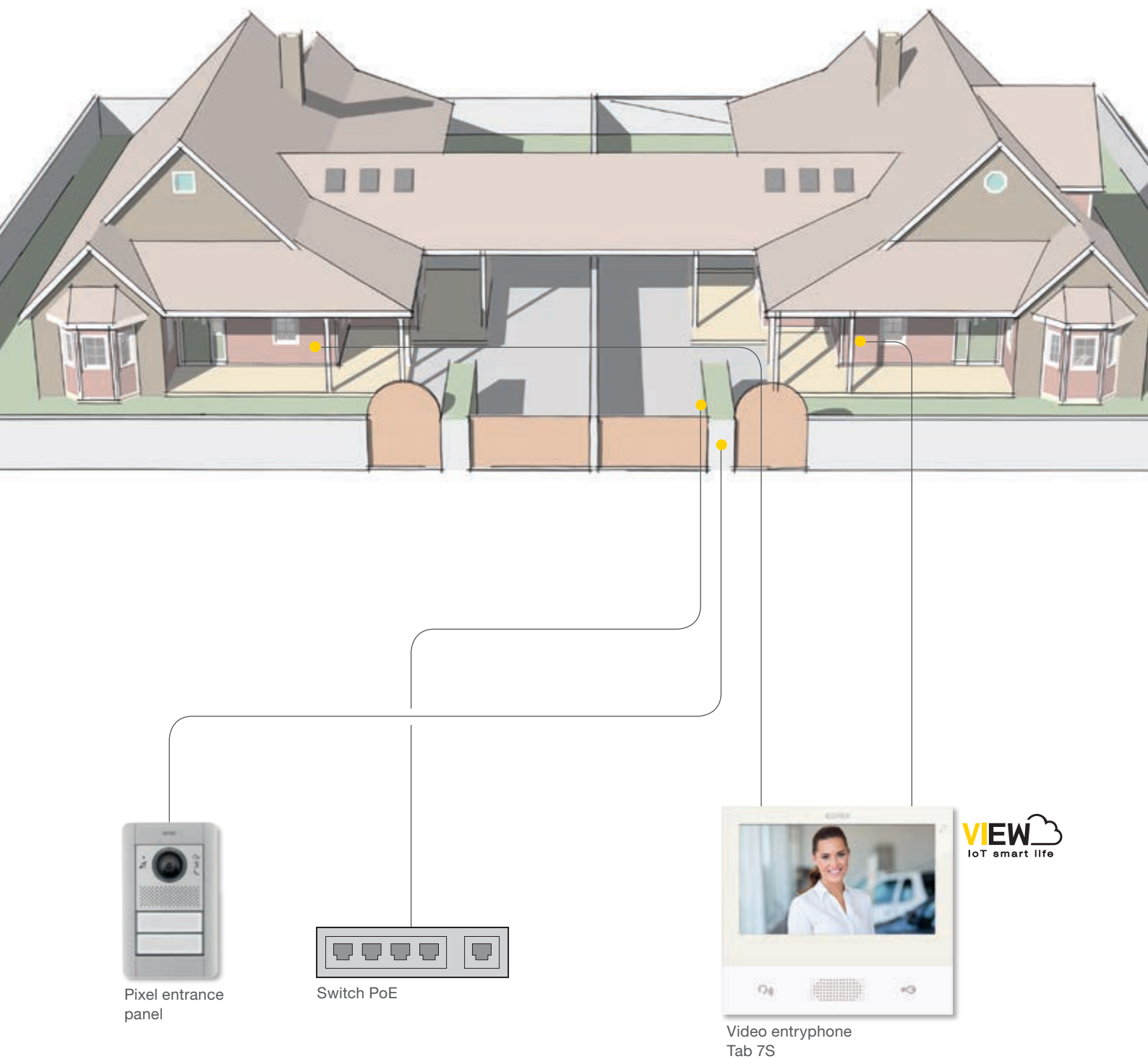
# IP - Installations examples



**Note:** example of standard installation on dedicated video door entry system LAN network. The passive structured cabling and active components may vary depending on the type of network defined for each specific application.

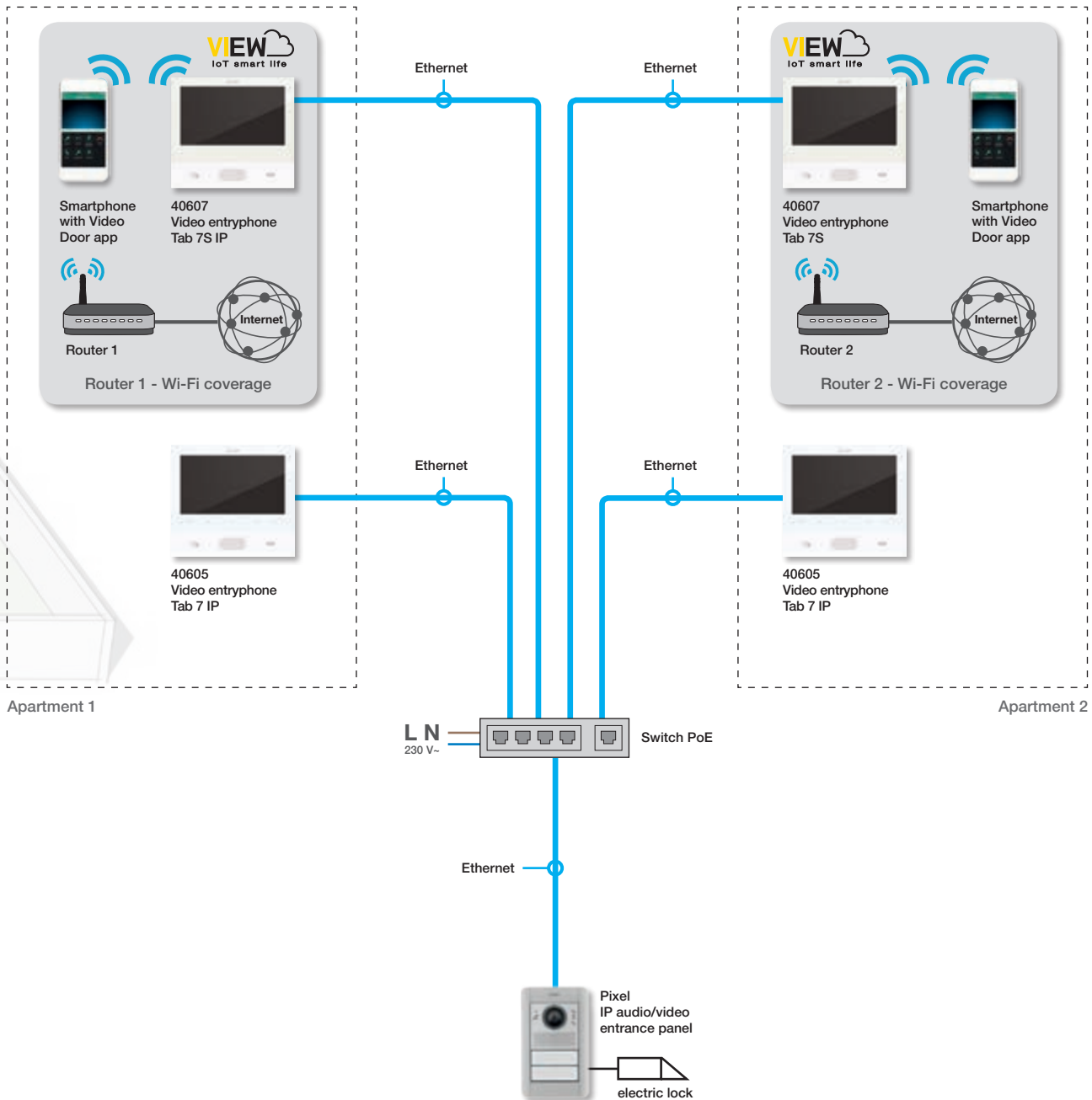
# IP - Installations examples

Semi-detached villa with video door entry system.





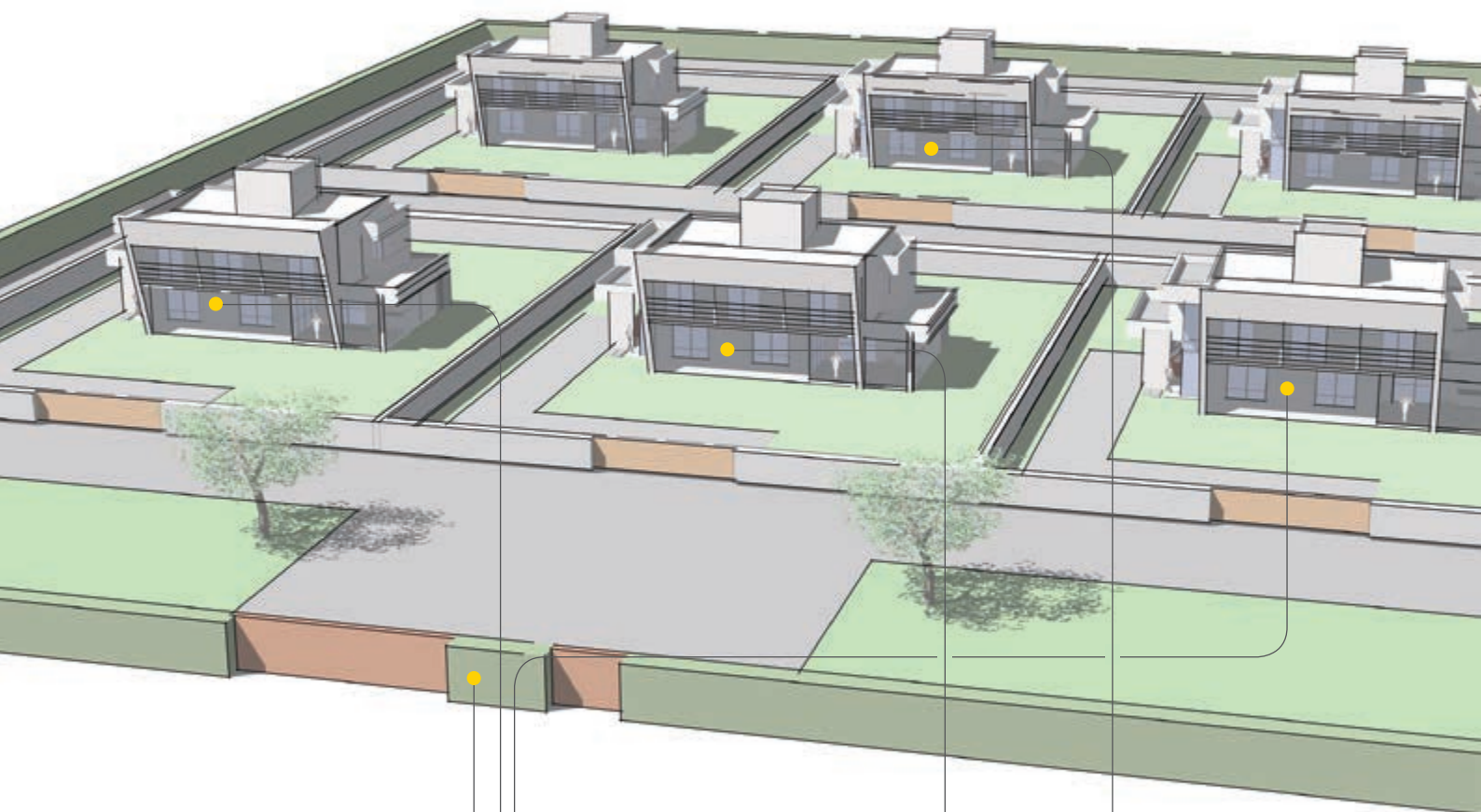
# IP - Installations examples



**Note:** example of standard installation on dedicated video door entry system LAN network. The passive structured cabling and active components may vary depending on the type of network defined for each specific application.

# IP - Installations examples

Residential complex with video door entry system with up to 200 devices.



Pixel entrance panel



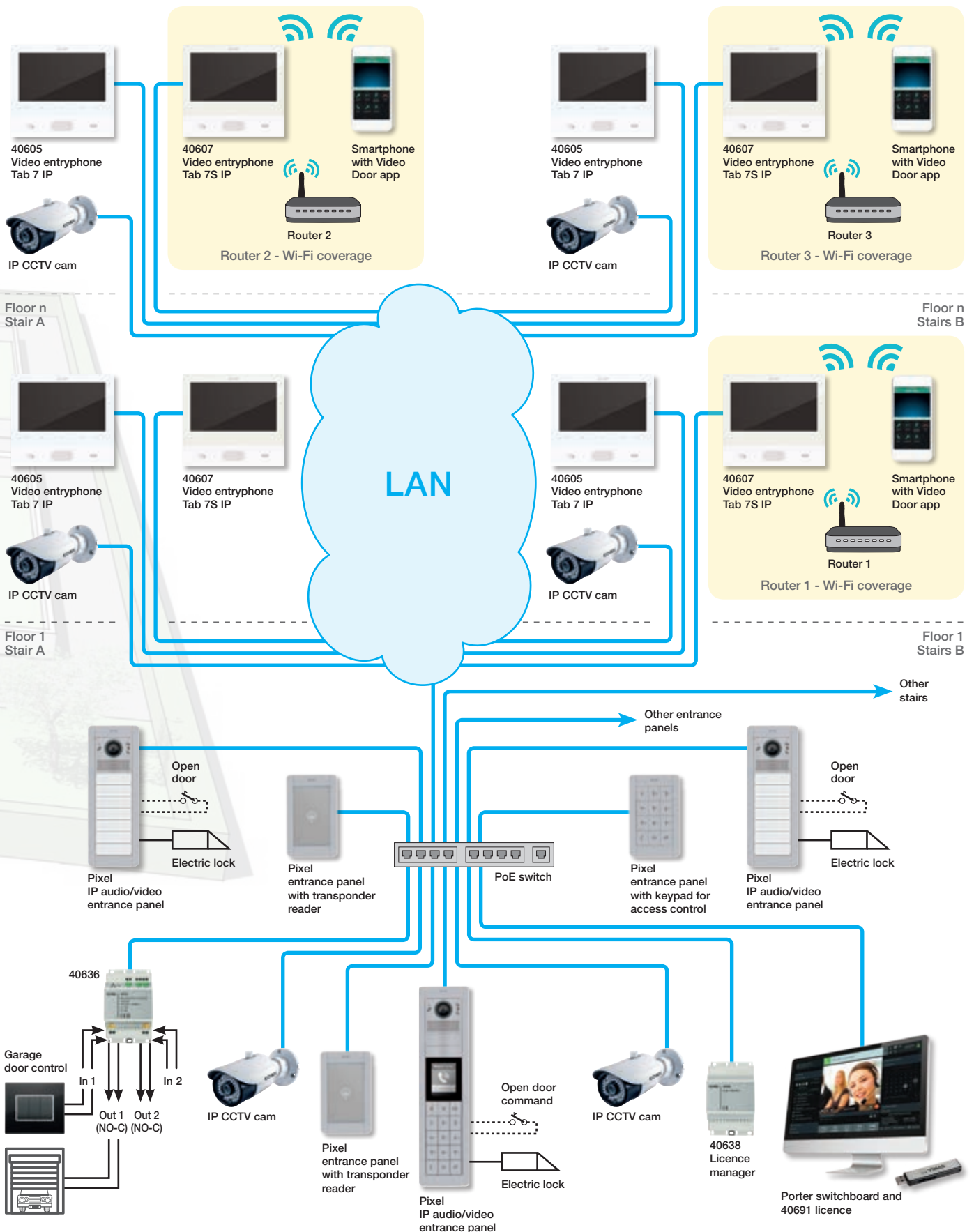
Video entryphone Tab 7



Video entryphone Tab 7S



# IP - Installations examples



**Note:** example of standard installation on dedicated video door entry system LAN network. The passive structured cabling and active components may vary depending on the type of network defined for each specific application.

## Quick guide to the right system solution

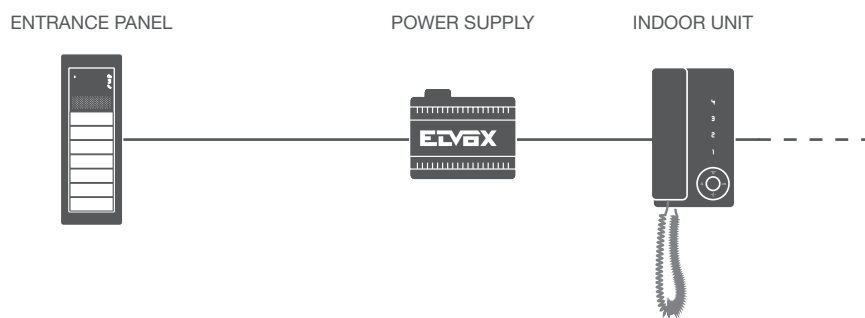
The first choice to make when renewing an existing system or creating a new one is to define the type of system, to identify the various components required.

### Audio-only system (Due Fili Plus).

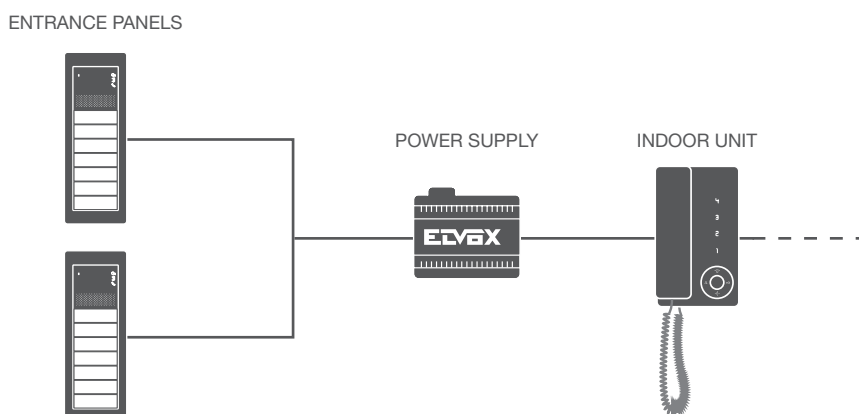
Basic system components:

- Entrance panel (external unit + mechanical media).
- Power supply and indoor unit (audio).
- The connection of all the devices in an “audio-only” system can be done from any point in the system, tapping off the Due Fili Elvox bus and connecting entrance panels, indoor units and the other components in the system.

#### With single entrance panel.



#### With multiple entrance panels.



# Quick guide to the right system solution

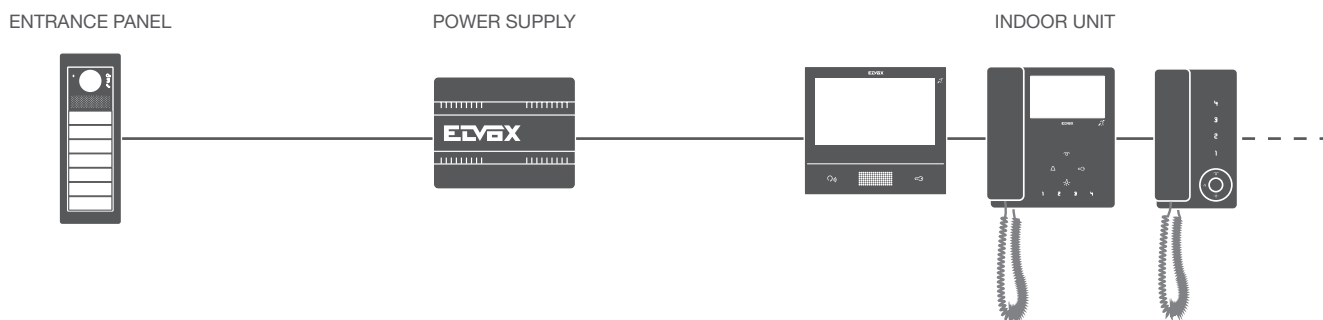
---

## Mixed systems (Due Fili Plus).

Basic system components:

- Entrance panels (external units + mechanical media)
- Concentrator (combines multiple inputs)
- Power supply and indoor units (audio + video).

With single entrance panel.



# Quick guide to the right system solution

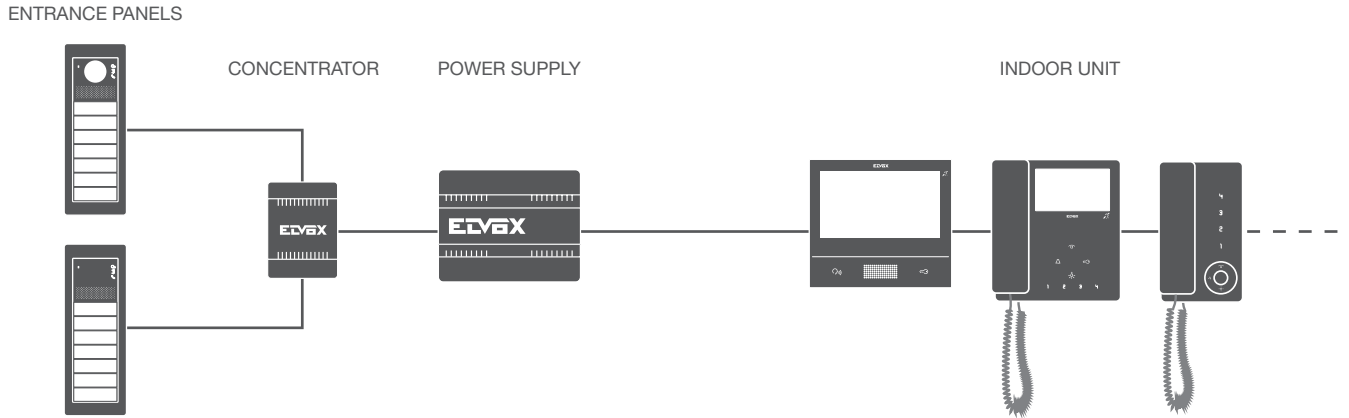
## Mixed systems (Due Fili Plus).

In mixed systems (audio+video), for solutions with multiple audio and video external units, the concentrator is required.

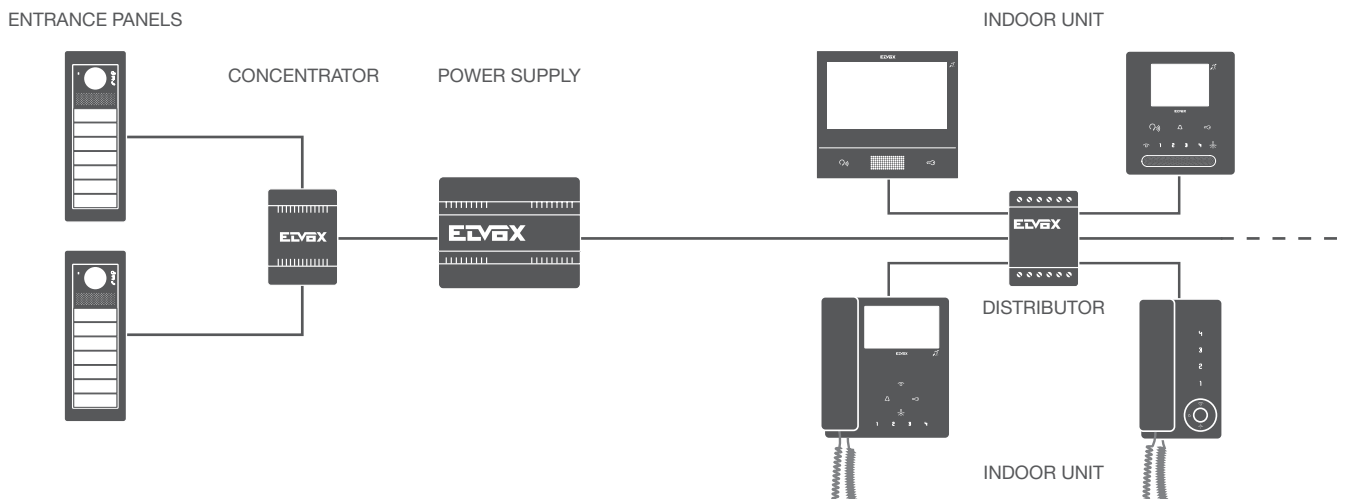
In the case of indoor units, on the other hand, installations may use:

- Linear wiring (enter-exit, no additional device needed).
- Wiring with floor distributor, allowing 4 outputs to be taken off the riser.

### With more than one entrance panel and enter-exit wiring.



### With more than one entrance panel and floor distributor.

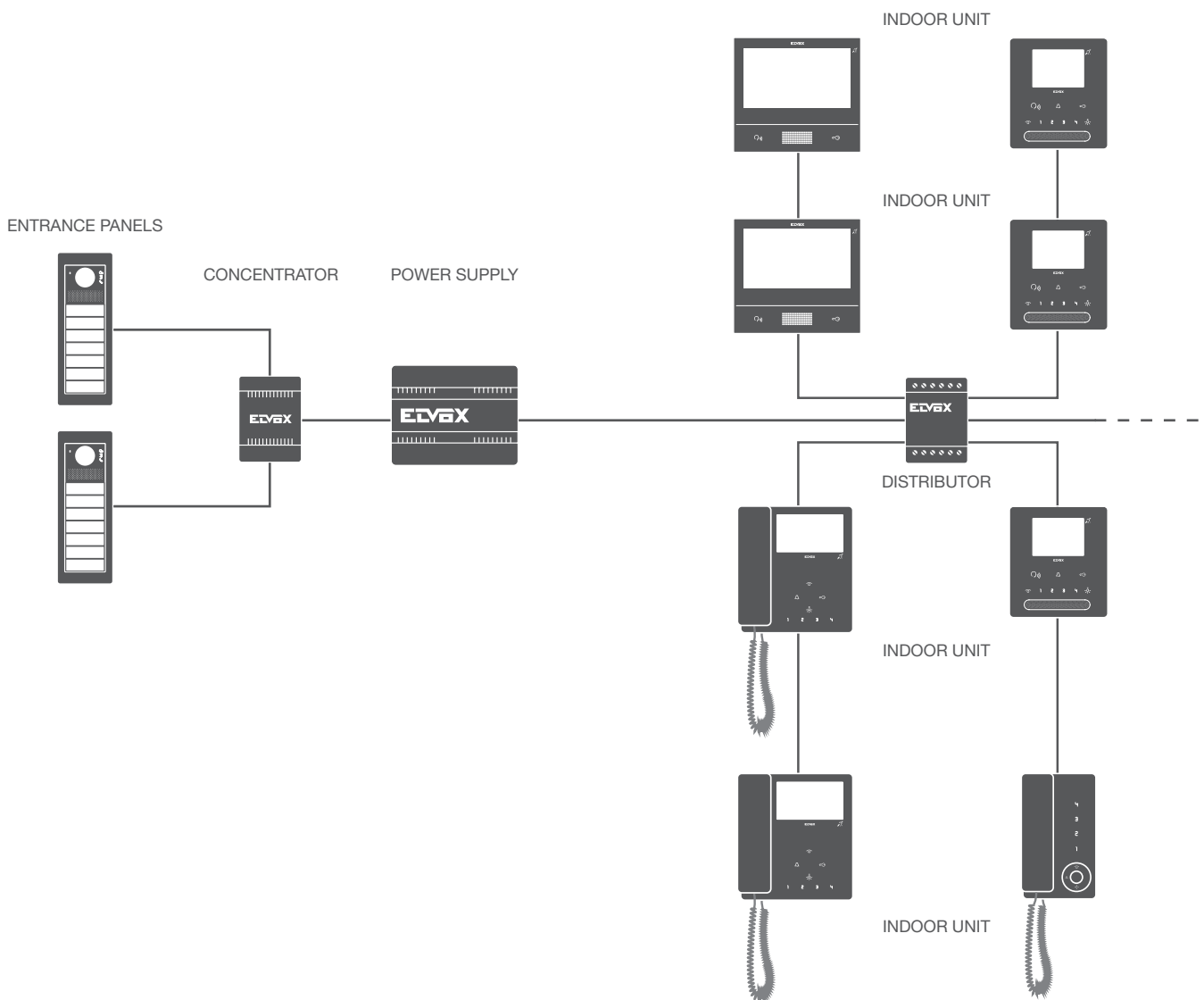


# Quick guide to the right system solution

## Mixed systems (Due Fili Plus).

- mixed wiring, where each of the outputs from the floor distributor can be used to connect a single indoor unit, or to connect multiple units (wired enter-exit) in the same apartment.

With more than one entrance panel and floor distributor.



## Due Fili Plus - Examples of standard systems

When set up a new systems or updating existing systems, the system type must be defined in order to identify the various components required. The components for each type of system can be fitted within certain distances, as follows:

- system components:
  - maximum distance between the indoor unit and the furthest entrance panel;
  - maximum distance between the entrance panel and the power supply;
- type and length of the cable.

The diagrams below show various system types, each indicating the relevant thresholds to be observed.

### Type of cable

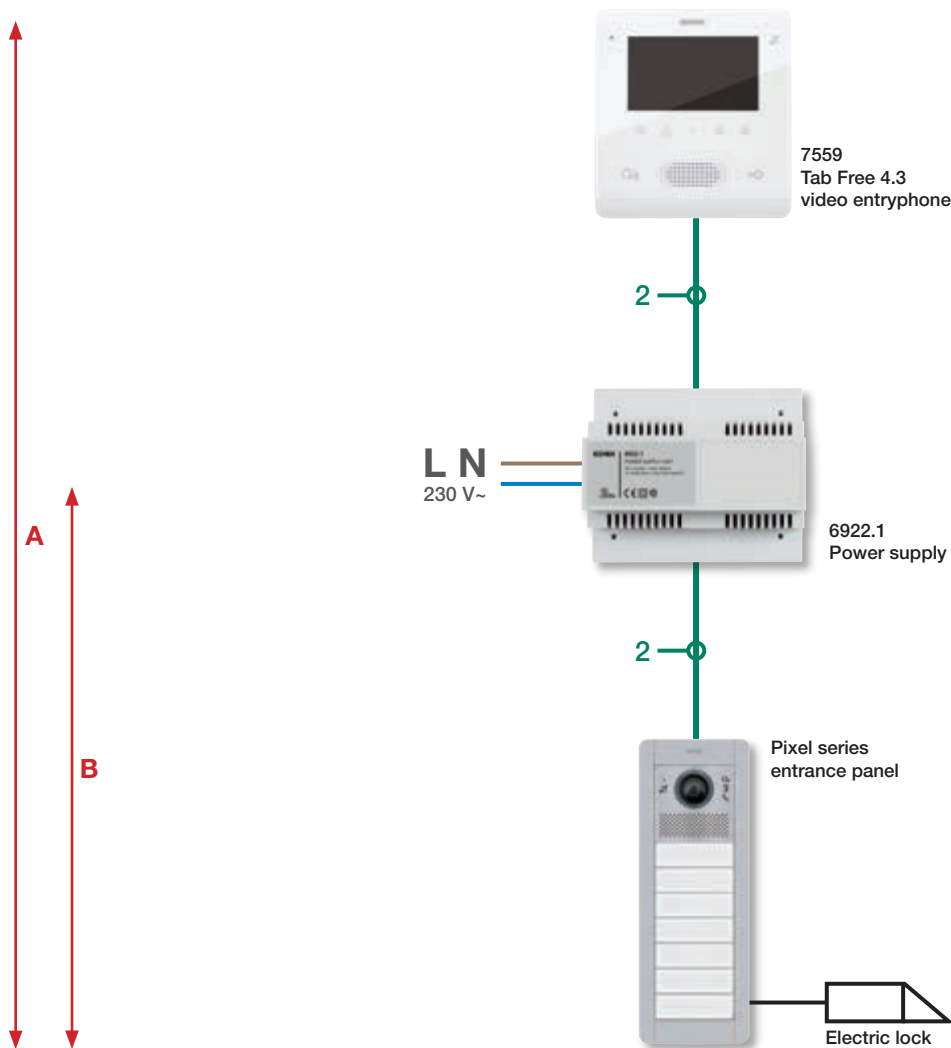
CABLE	ARTICLE	UNDERGROUND	AUDIO SYSTEMS	MIXED SYSTEMS
Elvox - section 1 mm <sup>2</sup>	732I.E.100, 732I.E.500	Yes	Recommended	Recommended
Elvox - section 1 mm <sup>2</sup>	732H.E.100, 732H.E.500	No	Recommended	Recommended
Cat.5/6		No	Yes	Yes
Twisted phone 0.28 mm <sup>2</sup>		No	Yes	Yes
Single > 0.2 mm <sup>2</sup> *		No	Yes	Yes

\* also refers to cables for alarm systems



# Due Fili Plus - Examples of standard systems

Basic video door entry system.



Type of cable	Max distance A	Max distance B	Max cable run
732I.E... or 732H.E...	700 m	250 m	2000 m
Cat.5 or Cat.6	570 m	200 m	2000 m
Twisted phone	120 m	40 m	2000 m
Single > 0.2 mm <sup>2</sup>	50 m		100 m

### Legend

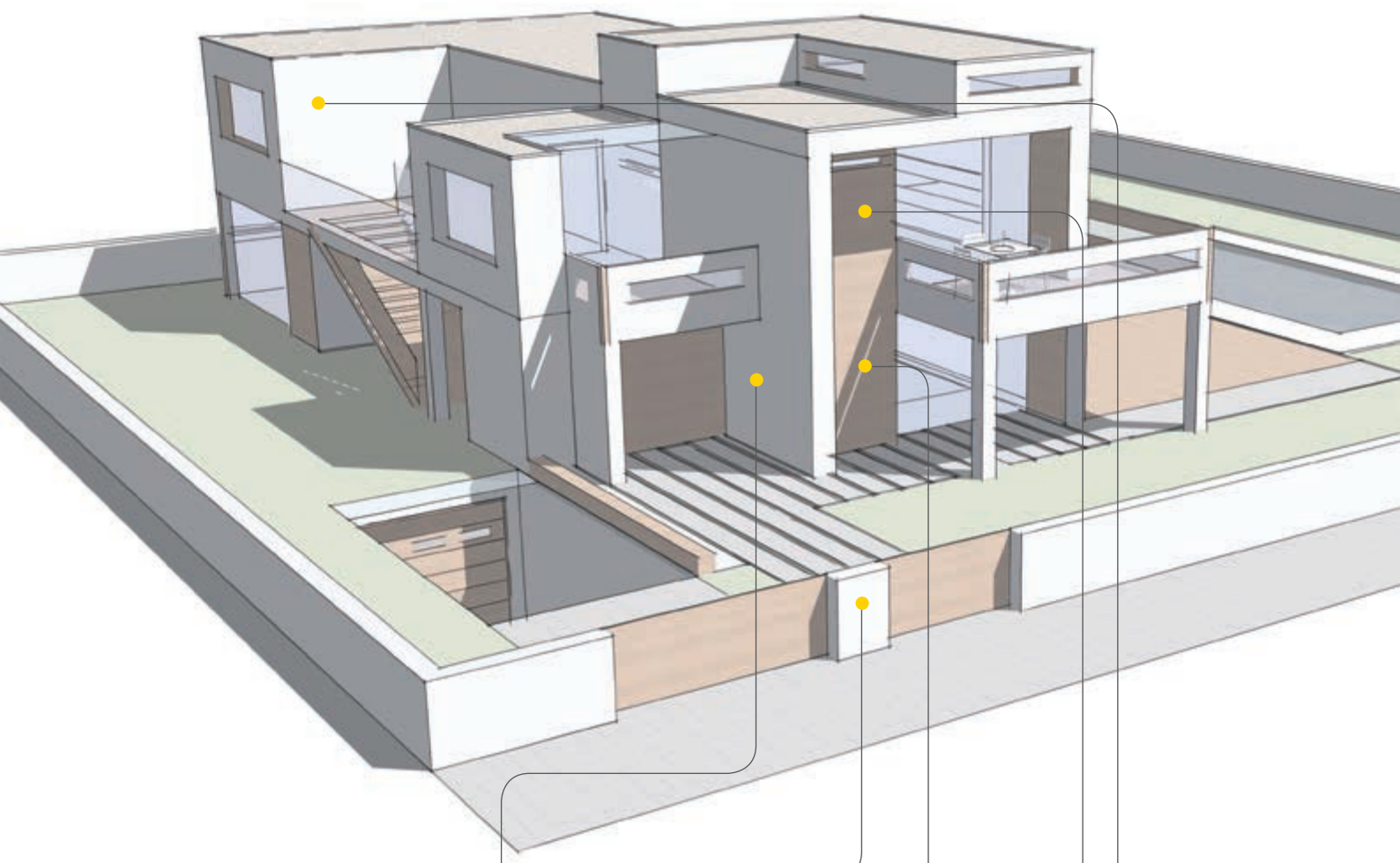
- A - Maximum distance between the indoor unit and the furthest entrance panels
- B - Maximum distance between the entrance panel and the power supply

Type of cable	Video amplifiers	Max distance A	Max distance B	Max cable run
732I.E... or 732H.E...	2	1200 m	250 m	2000 m
Cat.5 or Cat.6	2	970 m	200 m	2000 m
Twisted phone	0	120 m	40 m	2000 m
Single > 0.2 mm <sup>2</sup>	0	50 m		100 m

Table of configuration of a video door entry system with amplifiers

# Due Fili Plus - Examples of standard systems

Villa with video door entry system.



Entrance panel series 1200

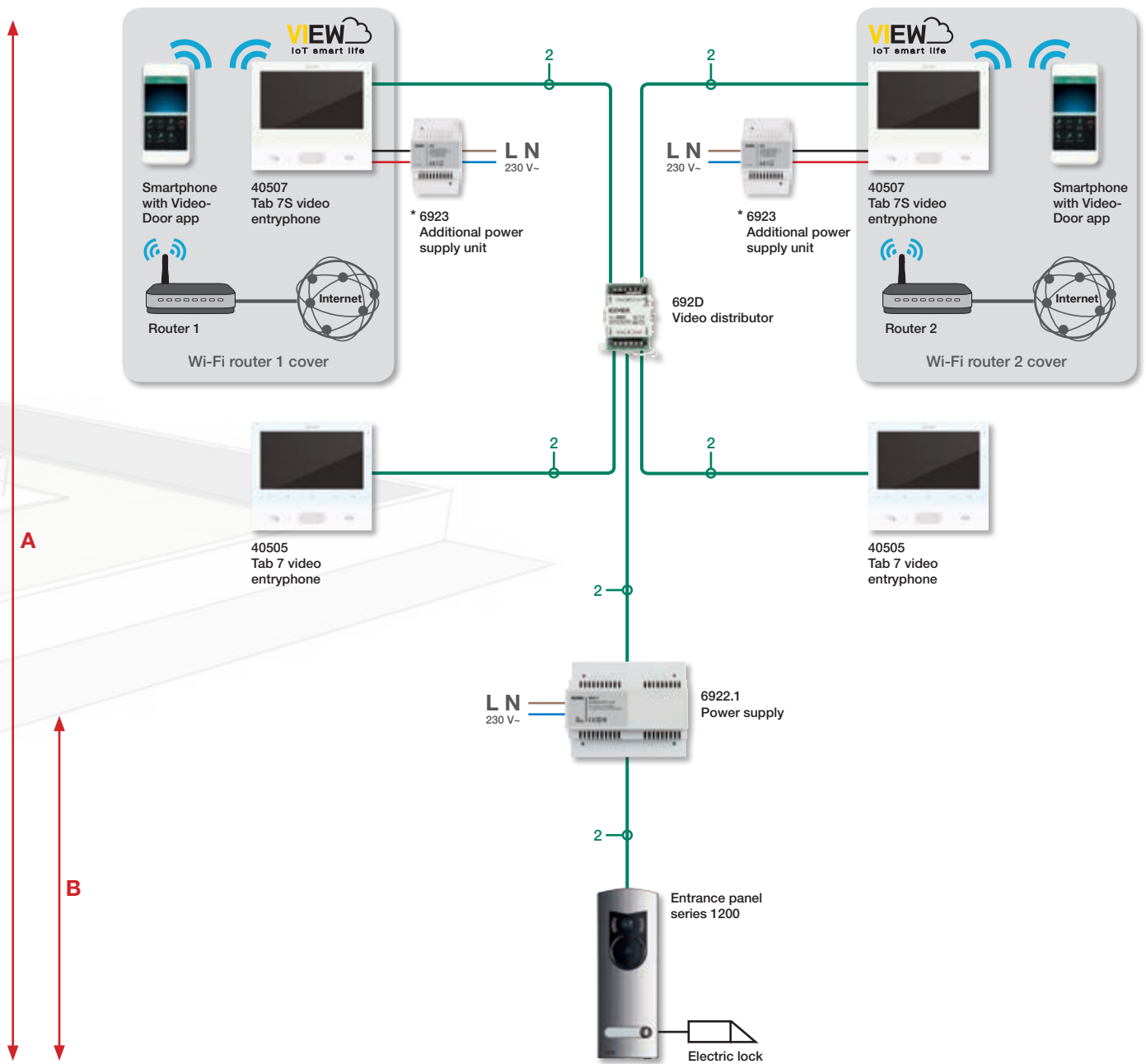


Power supply



Tab 7S and Tab 7 video entryphone

# Due Fili Plus - Examples of standard systems



Type of cable	Max distance A	Max distance B	Max cable run
732I.E... or 732H.E...	320 m	250 m	2000 m
Cat.5 or Cat.6	250 m	200 m	2000 m
Twisted phone	100 m	40 m	2000 m
Single > 0,2 mm <sup>2</sup>	50 m		100 m

Table relating to the diagram in configuration with 1 entrance panel, 4 individually activated indoor units, power supply and video distributor

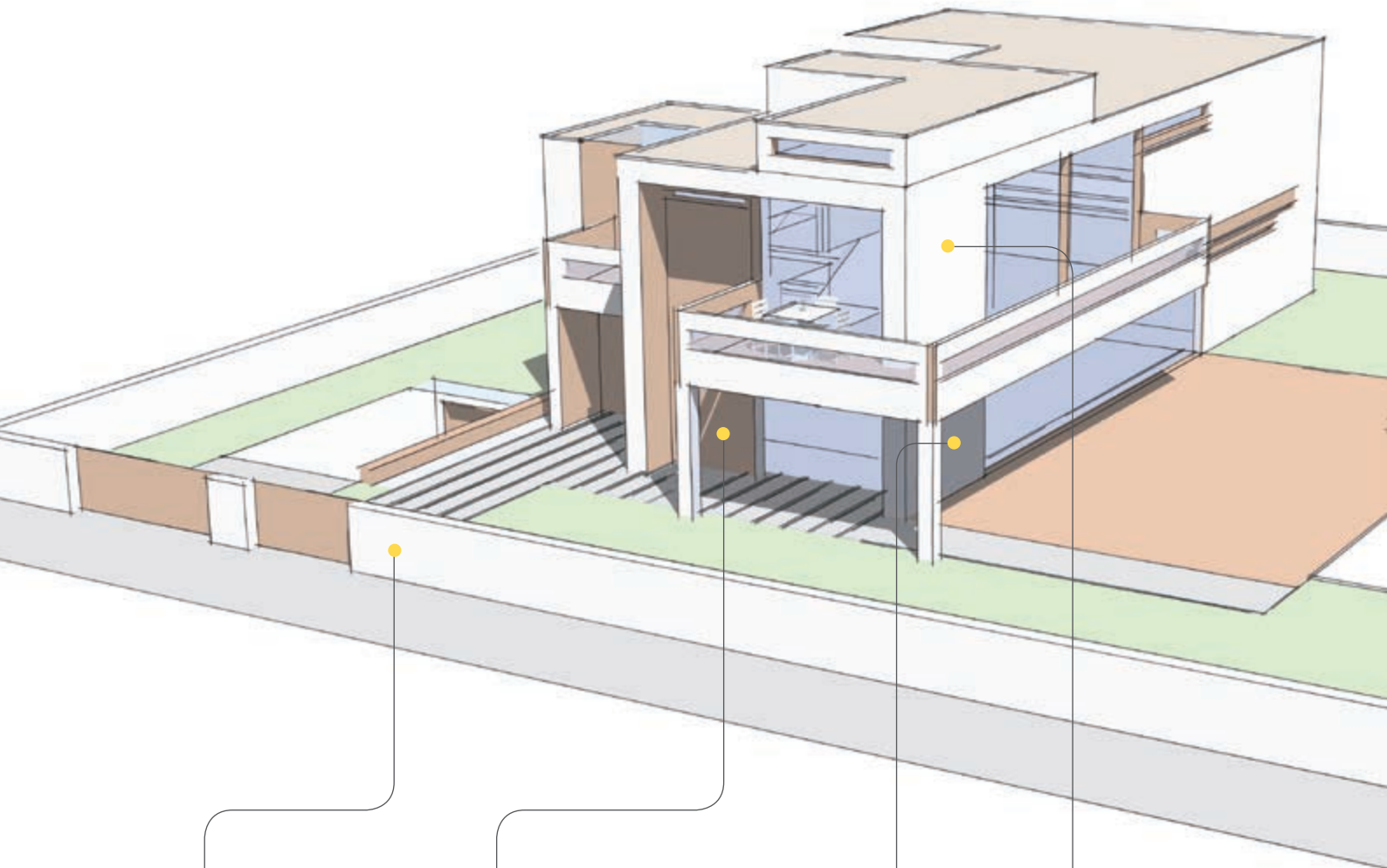
### Legend

- A** - Maximum distance between the indoor unit and the furthest entrance panels
- B** - Maximum distance between the entrance panel and the power supply

\* Additional power supply 6923 for use always with each Tab 7S video entryphone.

# Due Fili Plus - Examples of standard systems

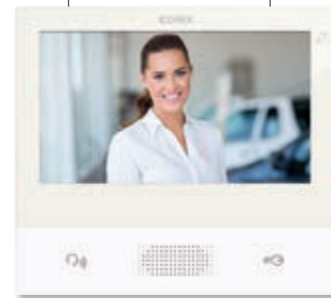
Villa with video door entry system and extended cable runs



Entrance panel series 1200

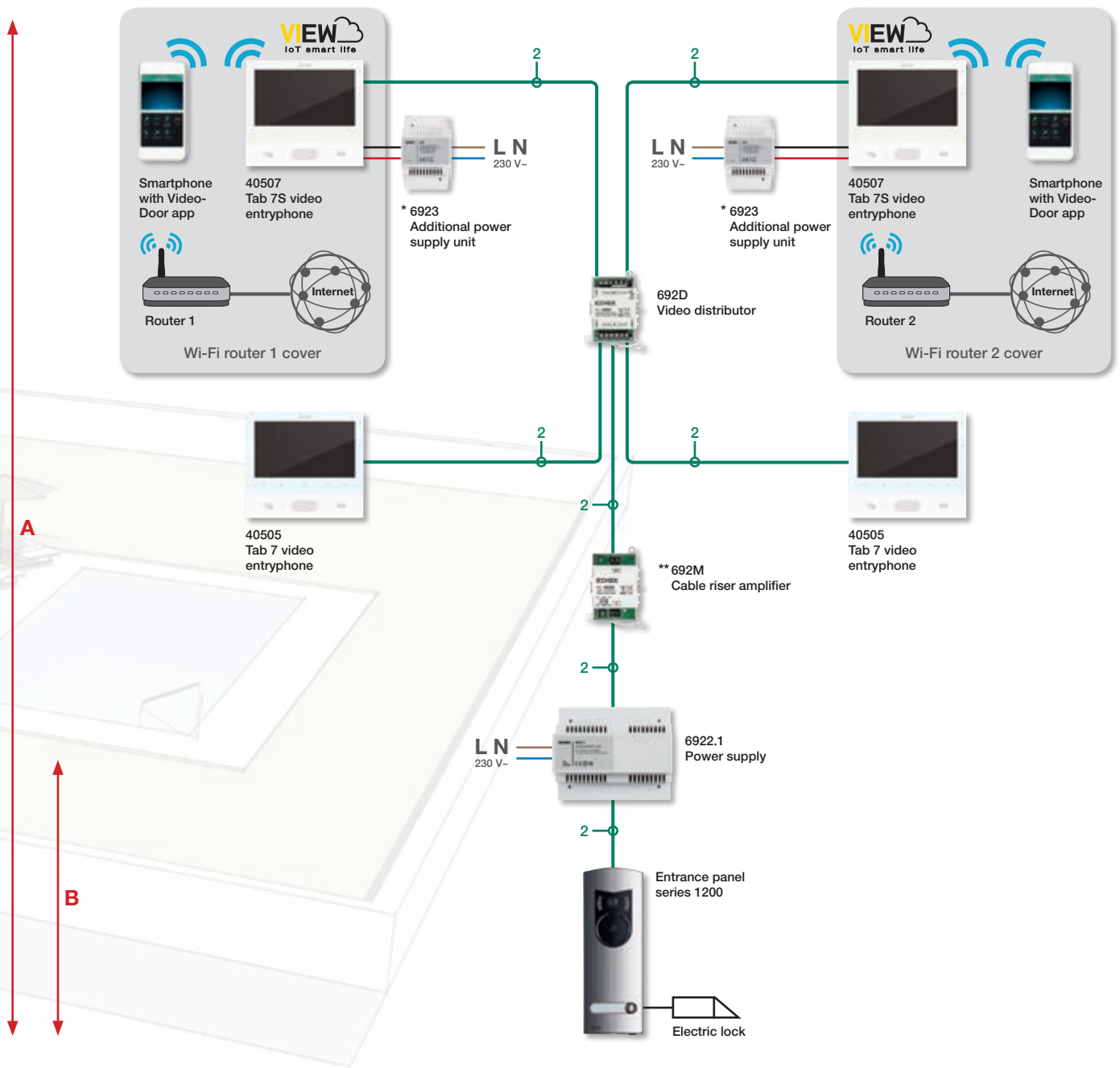


Power supply



Tab 7S and Tab 7 video entryphone

# Due Fili Plus - Examples of standard systems



Type of cable	Video amplifiers	Max distance A	Max distance B	Max cable run
732L.E... or 732H.E...	1	600 m	250 m	2000 m
732L.E... or 732H.E...	2	900 m	250 m	2000 m
Cat.5 or Cat.6	1	510 m	210 m	2000 m
Cat.5 or Cat.6	2	770 m	210 m	2000 m
Twisted phone	0	100 m	40 m	2000 m
Single > 0,2 mm <sup>2</sup>	0	50 m		100 m

Table relating to the diagram in configuration with 1 entrance panel, 4 individually activated indoor units, power supply and video distributor.

### Legend

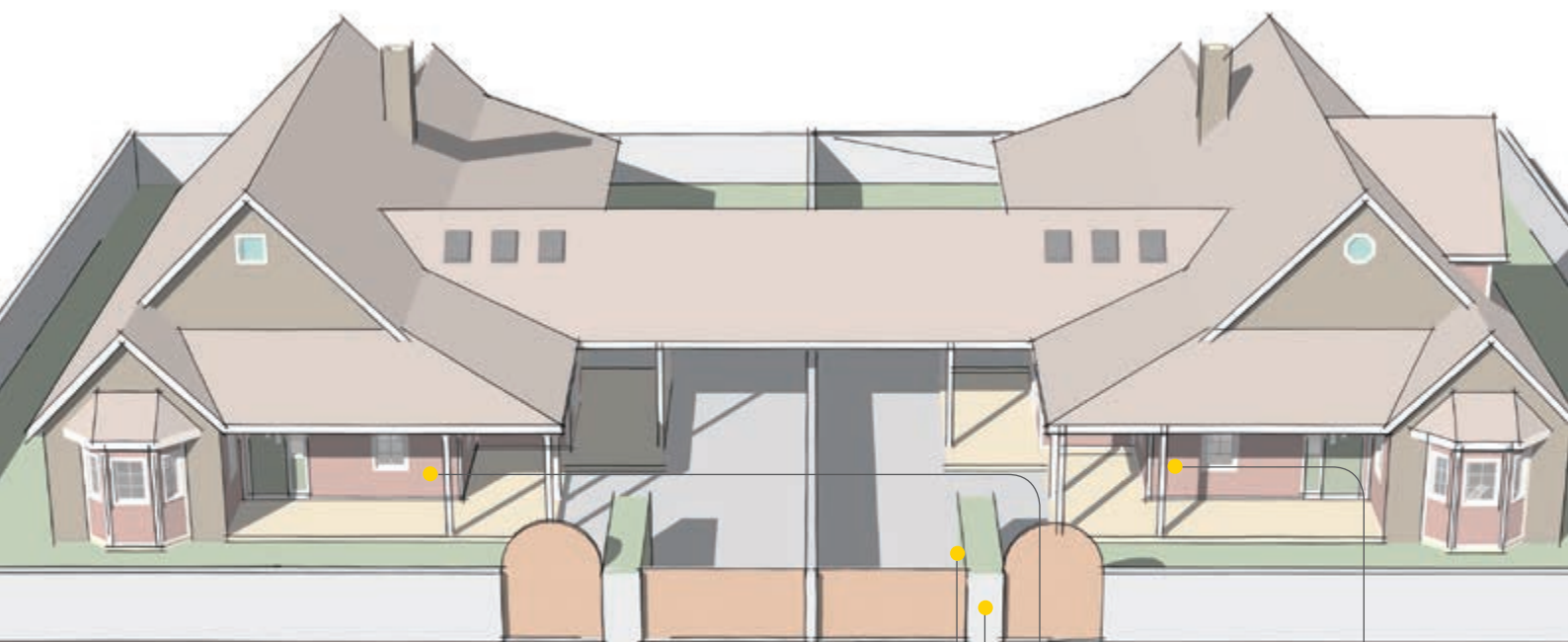
- A** - Maximum distance between the indoor unit and the furthest entrance panels
- B** - Maximum distance between the entrance panel and the power supply

\* Additional power supply 6923 for use always with each Tab 7S video entryphone.

\*\* Position the 692M amplifier at least 200 m from the entrance panel or previous 692M.

# Due Fili Plus - Examples of standard systems

Semi-detached villa with video door entry system.



Pixel series entrance panel



Power supply

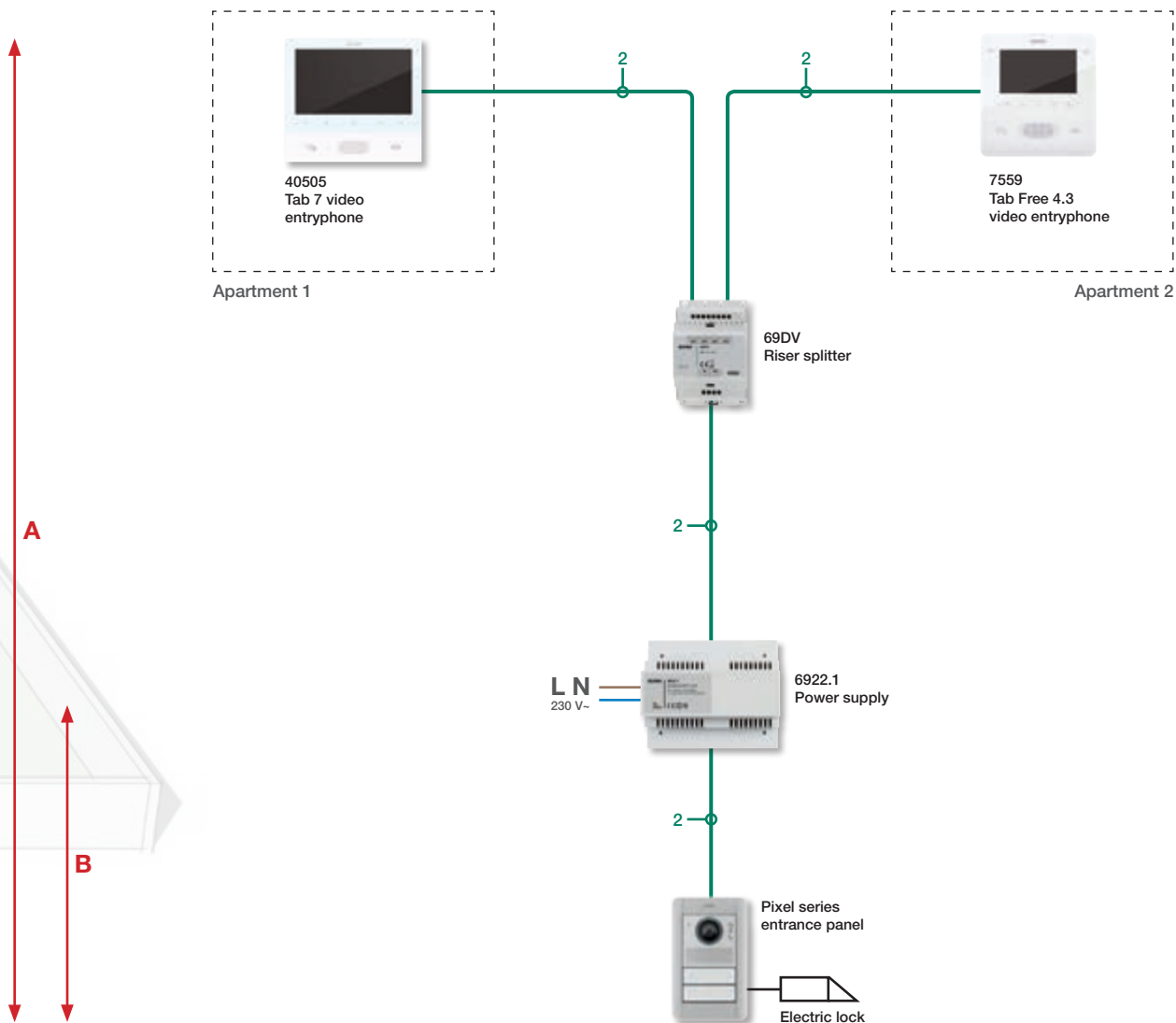


Tab 7 video entryphone



Tab Free 4.3 video entryphone

# Due Fili Plus - Examples of standard systems



Type of cable	Max distance A	Max distance B	Max cable run
732I.E... or 732H.E...	600 m	250 m	2000 m
Cat.5 or Cat.6	500 m	200 m	2000 m
Twisted phone	100 m	40 m	2000 m
Single > 0,2 mm <sup>2</sup>	50 m		100 m

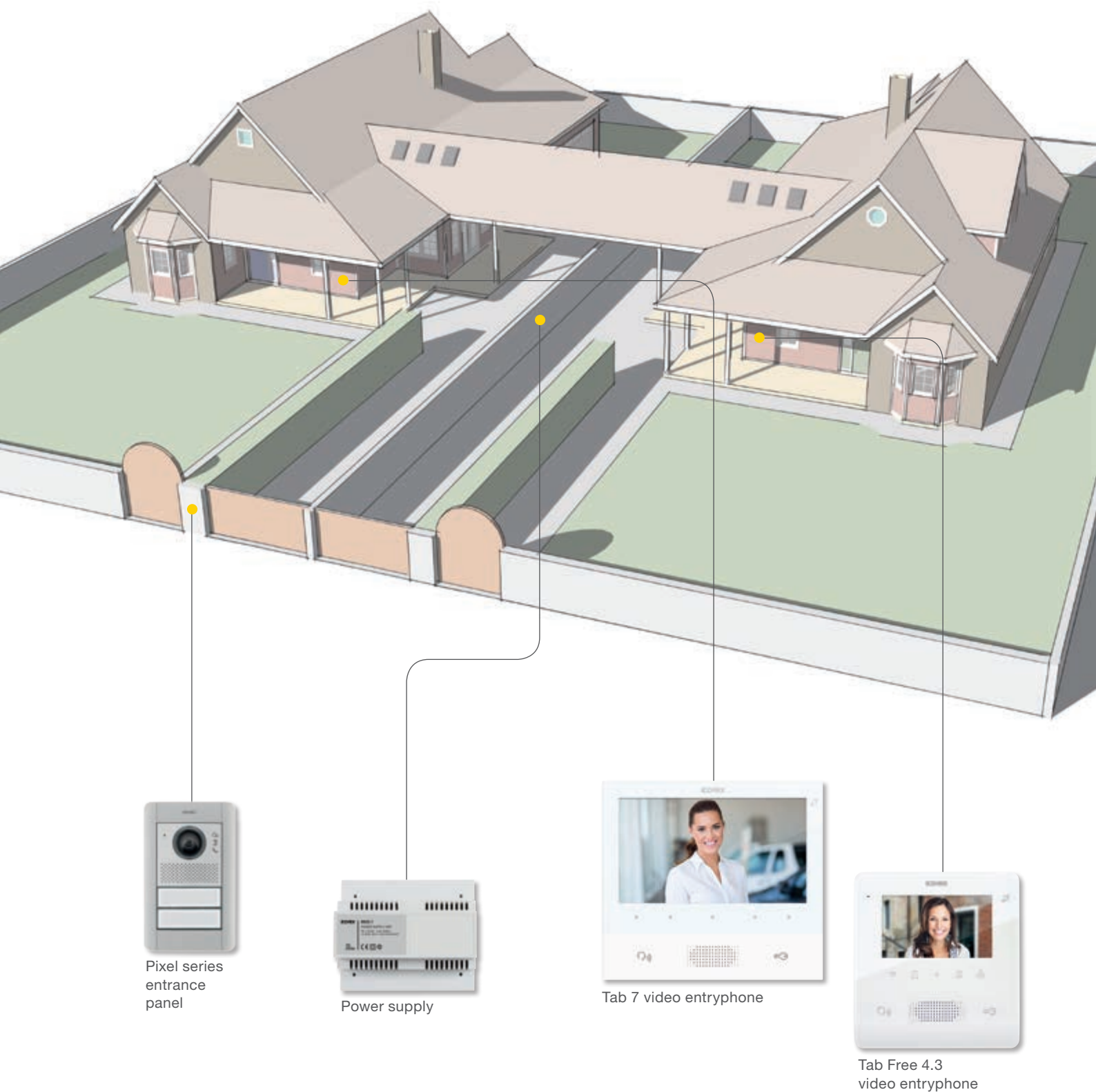
### Legend

- A** - Maximum distance between the indoor unit and the furthest entrance panels
- B** - Maximum distance between the entrance panel and the power supply

Table relating to configuration with 1 entrance panel, 1 indoor unit per call, power supply and riser splitter

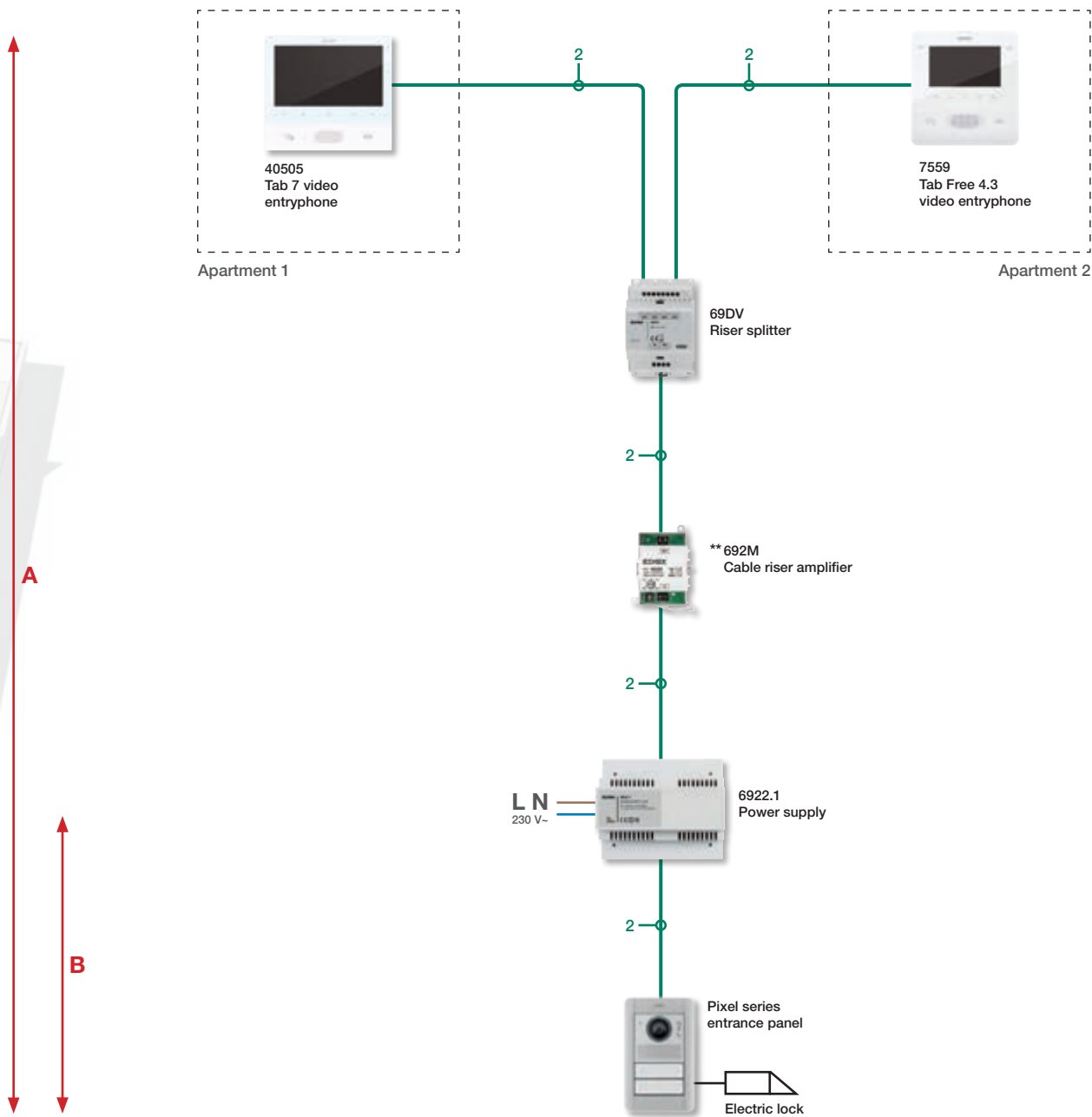
## Due Fili Plus - Examples of standard systems

Semi-detached villa with video door entry system and extended cable runs.





# Due Fili Plus - Examples of standard systems



Type of cable	Video amplifiers	Max distance A	Max distance B	Max cable run
732I.E... or 732H.E...	1	970 m	250 m	2000 m
732I.E... or 732H.E...	2	1200 m	250 m	2000 m
Cat.5 or Cat.6	1	800 m	200 m	2000 m
Cat.5 or Cat.6	2	1000 m	200 m	2000 m
Twisted phone	0	120 m	40 m	2000 m
Single > 0,2 mm <sup>2</sup>	0	50 m		100 m

Table relating to configuration with 1 entrance panel, 1 indoor unit per call, power supply and riser splitter

### Legend

- A** - Maximum distance between the indoor unit and the furthest entrance panels
- B** - Maximum distance between the entrance panel and the power supply

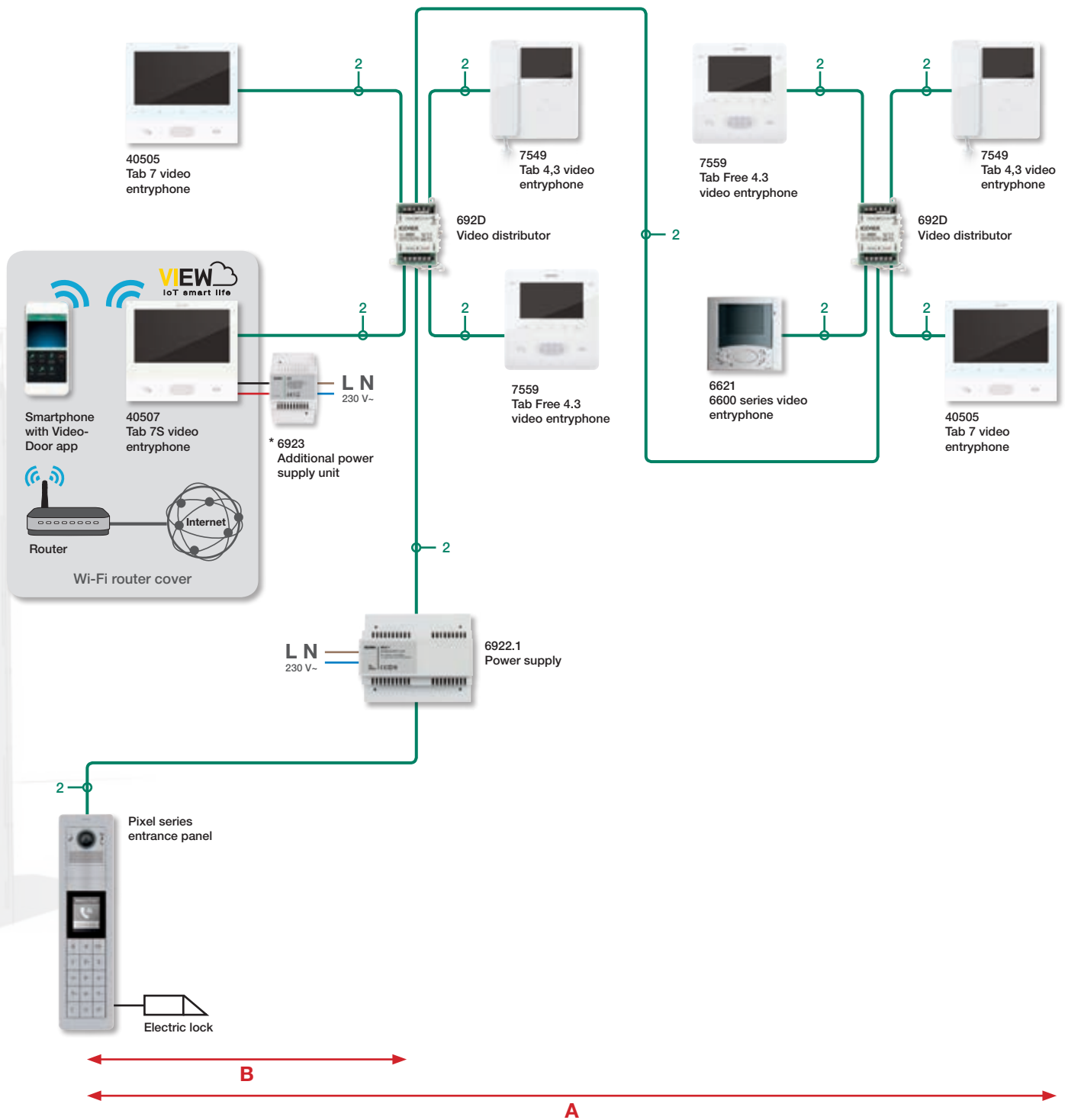
**\*\*Position the 692M amplifier at least 200 m from the entrance panel or previous 692M.**

# Due Fili Plus - Examples of standard systems

Apartment block with video door entry system serving up to 8 indoor units



# Due Fili Plus - Examples of standard systems



Type of cable	Max distance A	Max distance B	Max cable run
732L.E... or 732H.E...	320 m	250 m	2000 m
Cat.5 or Cat.6	260 m	200 m	2000 m
Twisted phone	100 m	40 m	2000 m
Single > 0,2 mm <sup>2</sup>	50 m		100 m

**Legend**

- A** - Maximum distance between the indoor unit and the furthest entrance panels
- B** - Maximum distance between the entrance panel and the power supply

\* Additional power supply 6923 for use always with each Tab 7S video entryphone.

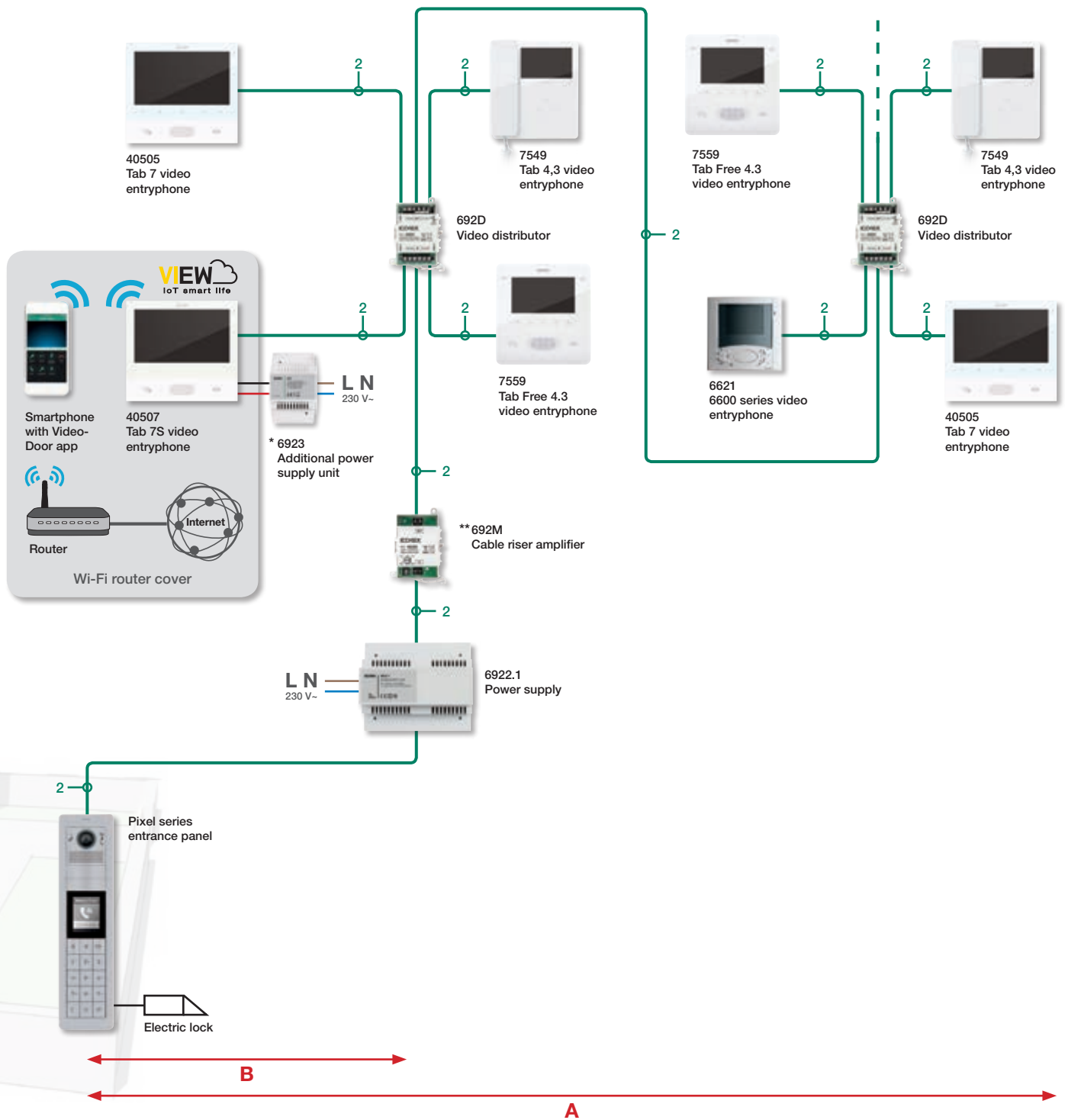
Table relating to configuration with 1 entrance panel, 8 individually activated indoor units, power supply and video distributor

# Due Fili Plus - Examples of standard systems

Apartment block with video door entry system and extended cable runs.



# Due Fili Plus - Examples of standard systems



Type of cable	Video amplifiers	Max distance A	Max distance B	Max cable run
732L.E... or 732H.E...	1	550 m	250 m	2000 m
732L.E... or 732H.E...	2	800 m	250 m	2000 m
Cat.5 or Cat.6	1	450 m	200 m	2000 m
Cat.5 or Cat.6	2	650 m	200 m	2000 m
Twisted phone	0	100 m	40 m	2000 m
Single > 0,2 mm <sup>2</sup>	0	50 m		100 m

Table relating to configuration with 1 entrance panel, 8 individually activated indoor units, power supply and video distributor.

**Note:** in a system with extended cable runs use only the cables indicated in the table.

### Legend

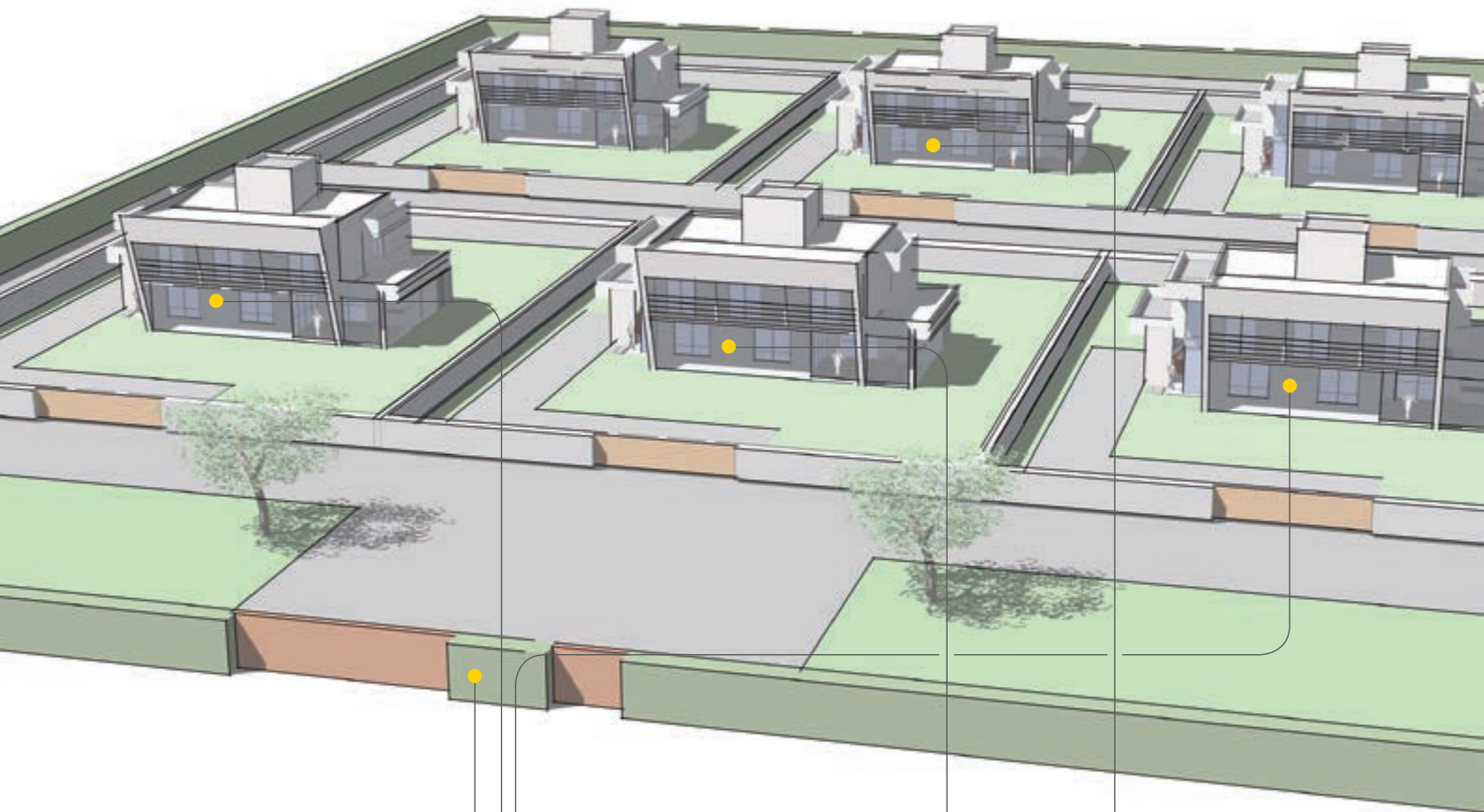
- A** - Maximum distance between the indoor unit and the furthest entrance panels
- B** - Maximum distance between the entrance panel and the power supply

\* Additional power supply 6923 for use always with each Tab 7S video entryphone.

\*\*Position the 692M amplifier at least 200 m from the entrance panel or previous 692M.

# Due Fili Plus - Examples of standard systems

Residential complex with video door entry system serving up to 200 indoor units.



Pixel series entrance panel



Tab 4,3 video entryphone

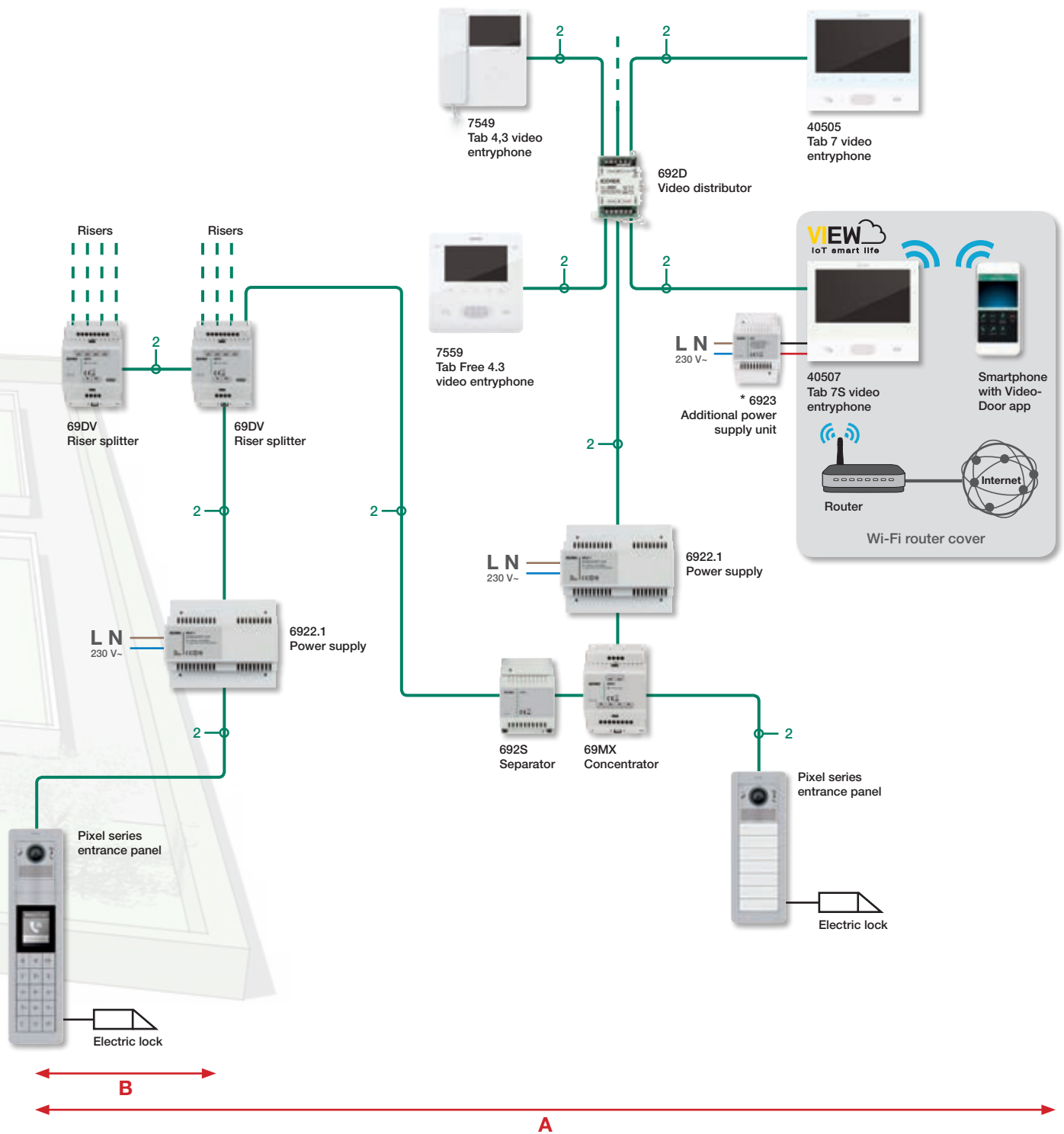


Tab 7S video entryphone



Tab Free 4.3 video entryphone

# Due Fili Plus - Examples of standard systems



Type of cable	Max distance A	Max distance B	Max cable run
732I.E... or 732H.E...	570 m	250 m	2000 m
Cat.5 or Cat.6	470 m	200 m	2000 m

Maximum number of riser splitters: 2 devices in series for a maximum of 8 risers, or connect 4 riser splitters in cascade to the outputs of another splitter for a maximum of 16 risers. The maximum distance and the extended cable are taken into account for a single riser of the 69DV, from the entrance panel to the last device on the riser.

**Note:** In a system with 200 indoor units use only the cables indicated in the table.

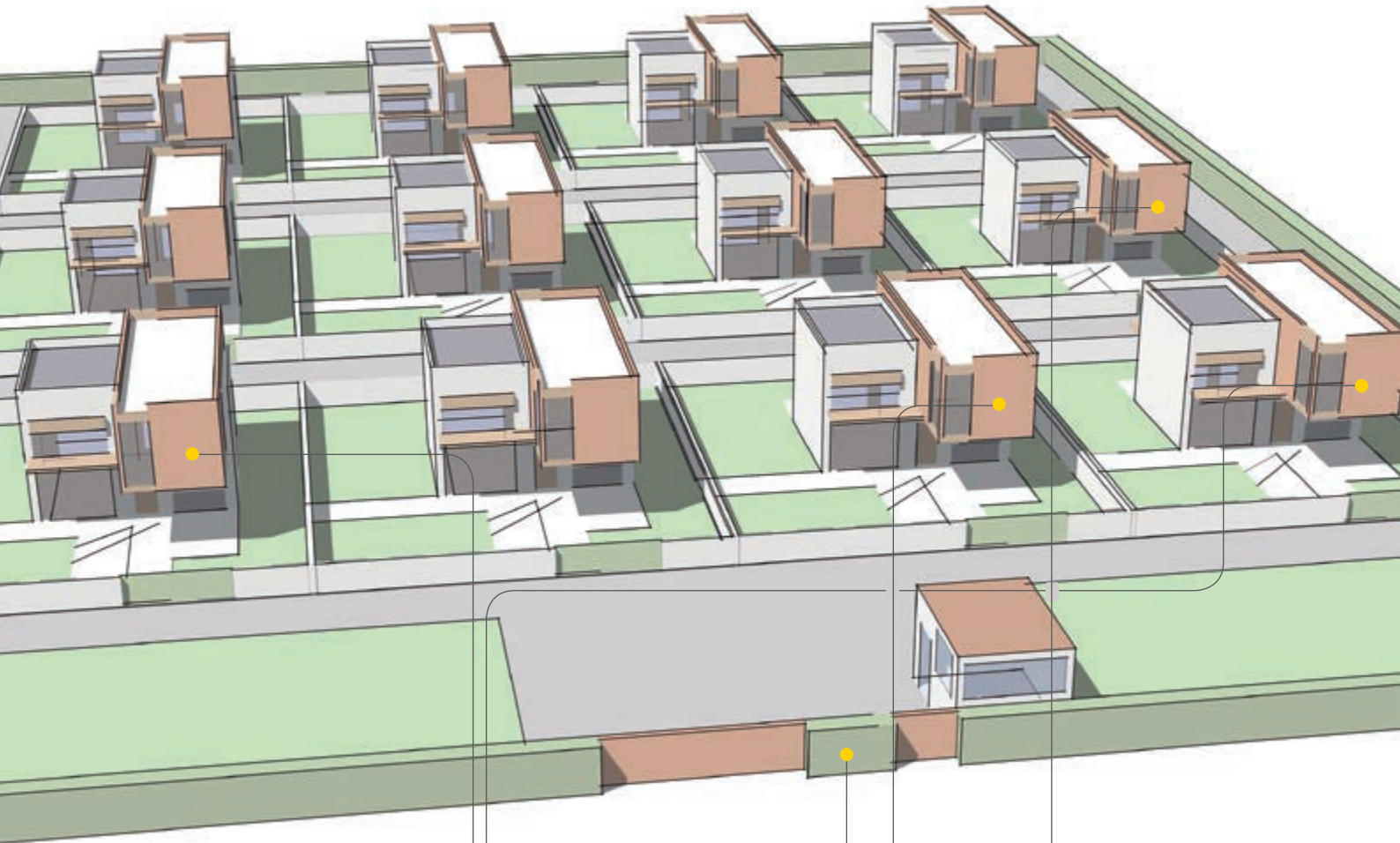
### Legend

- A** - Maximum distance between the indoor unit and the furthest entrance panels
- B** - Maximum distance between the entrance panel and the power supply

\* Additional power supply 6923 for use always with each Tab 7S video entryphone.

## Due Fili Plus - Examples of standard systems

Residential complex with video door entry system serving up to 200 indoor units, and porter switchboard.



Pixel series entrance panel



Tab 4,3 video entryphone



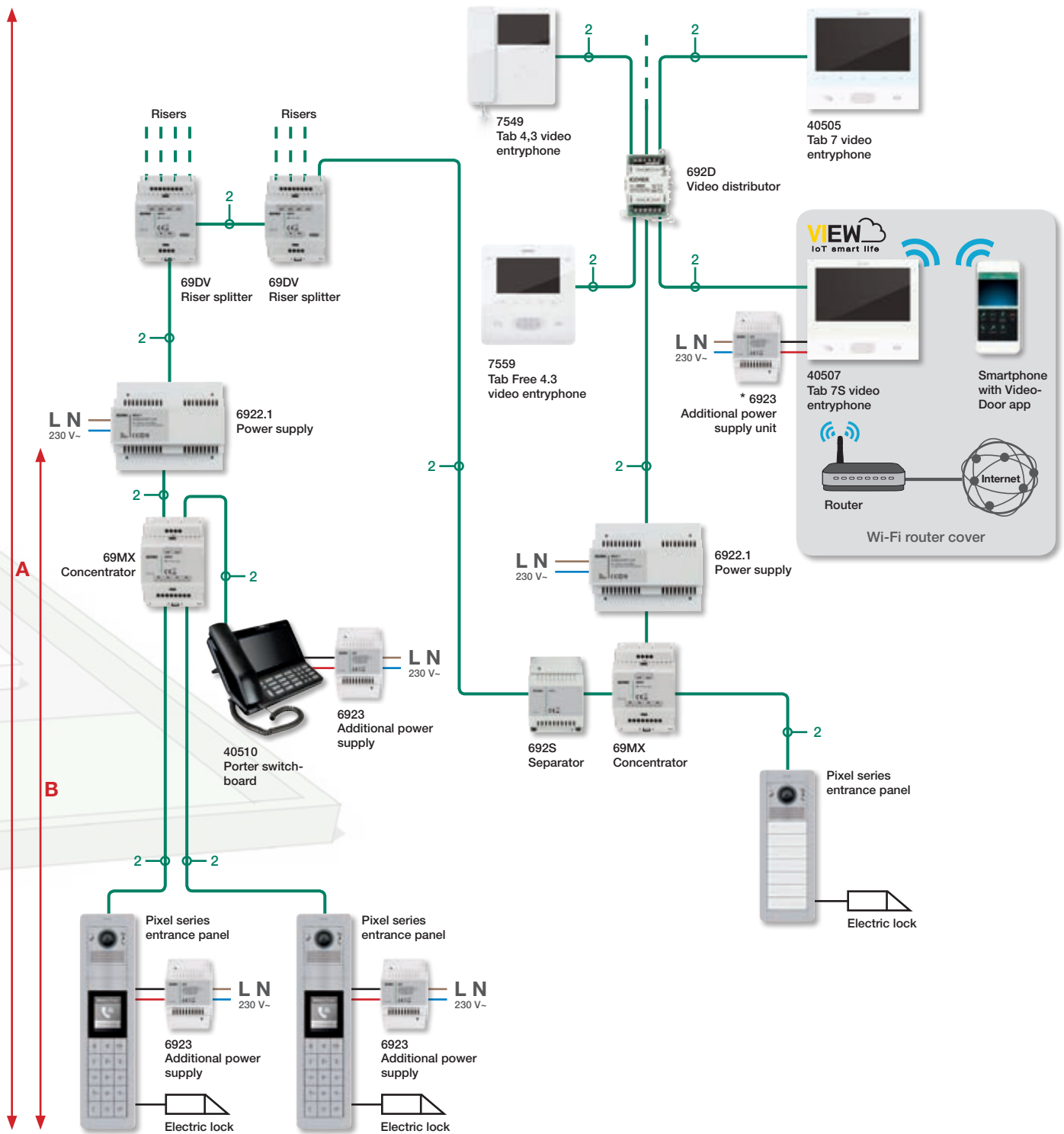
Tab 7S video entryphone



Tab Free 4.3 video entryphone



# Due Fili Plus - Examples of standard systems



Type of cable	Max distance A	Max distance B	Max cable run
732I.E... or 732H.E...	840 m	520 m	2000 m
Cat.5 or Cat.6	710 m	440 m	2000 m

Maximum number of riser splitters: 2 devices in series. The maximum distance and the extended cable are taken into account for a single riser of the 69DV, from the entrance panel to the last device on the riser.

**Note:** In a system with 200 indoor units use only the cables indicated in the table.

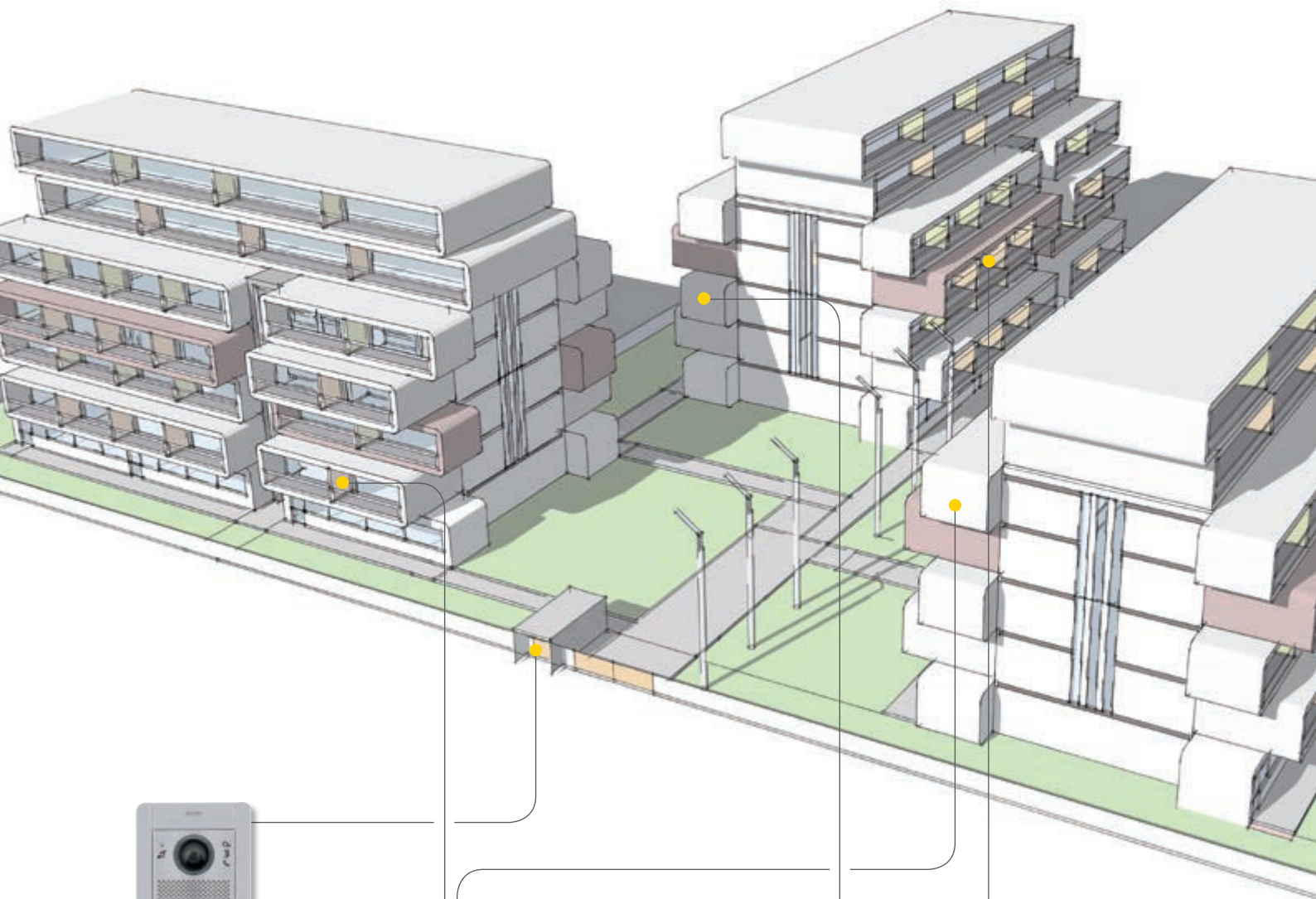
### Legend

- A - Maximum distance between the indoor unit and the furthest entrance panels
- B - Maximum distance between the entrance panel and the power supply

\* Additional power supply 6923 for use always with each Tab 7S video entryphone.

# Due Fili Plus - Examples of standard systems

Residential complex with video door entry system serving up to 500 indoor units.



Pixel series entrance panel



Tab 4,3 video entryphone

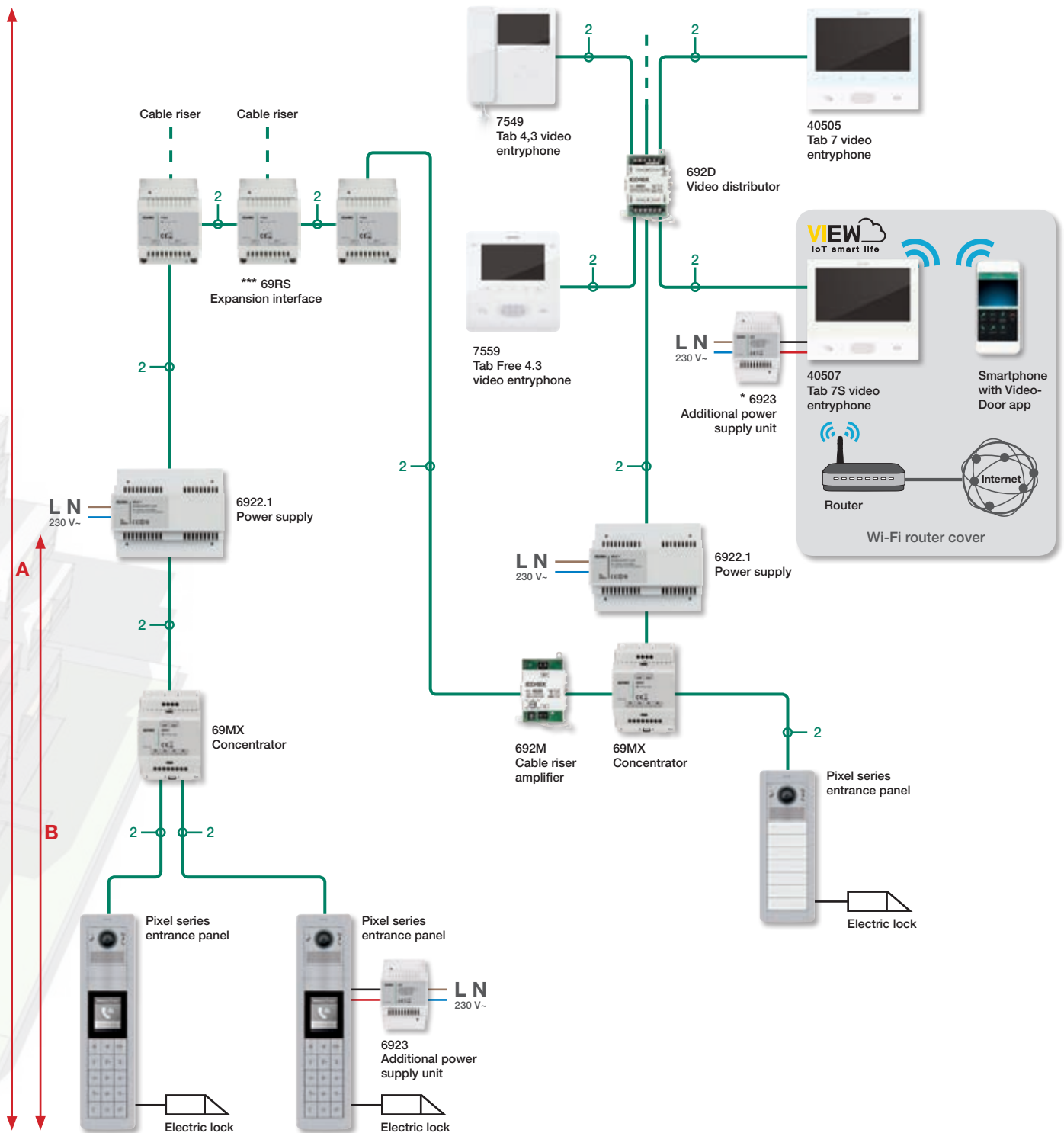


Tab 7S video entryphone



Tab Free 4.3 video entryphone

# Due Fili Plus - Examples of standard systems



Type of cable	Video amplifiers	Max distance A	Max distance B	Max cable run
732I.E... or 732H.E...	1	840 m	520 m	2000 m
Cat.5 or Cat.6	1	710 m	440 m	2000 m

Table relating to configuration with 1 external unit and individually activated indoor units. In the system it is possible to connect up to a maximum of 32 69RS and maximum 8 connected in enter-exit together. The maximum distance and the extended cable are taken into account for a single riser of the 69DV, from the entrance panel to the last device on the riser.

**Note:** in a system with 500 indoor units use only the cables indicated in the table.

### Legend

- A - Maximum distance between the indoor unit and the furthest entrance panels
- B - Maximum distance between the entrance panel and the power supply

\* Additional power supply 6923 for use always with each Tab 7S video entryphone.

\*\*\* Connect a maximum of 8 enter-exit 69RS devices in the same electrical panel (max total length of the enter-exit cable: 7 m)

# Kits

## IP - 1-family video entry system kits



VIEW  
IoT smart life



### K40607.01

Self-configuring kit, comprises:

- 1 1-module 1-button Pixel series entrance panel, grey (41131.01+41105.01);
- 1 audio/video colour wide-angle electronic unit (41006.1);
- 1 Tab 7S IP hands-free video entryphone white, with integrated Wi-Fi for the remote control of the call on smartphone (40607);
- 1 flush mounting box (9191);

App **Video Door** available on Vimar site and Apple and Google Play store



## Due Fili Plus - 1-family pre-programmed video entry system kits



VIEW  
IoT smart life



VIEW  
IoT smart life



### K40507G.01

Kit comprises:

- 1 1-module 1-button Pixel series entrance panel, grey (41131.01+41105.01);
- 1 audio/video electronic unit with teleloop and wide-angle camera (41005);
- 1 Tab 7S hands-free video entryphone, white with integrated Wi-Fi for the remote control of the call on smartphone (40507);
- 1 flush mounting box (9191);
- 1 supply unit (6922.1)

### K40507/M

Kit comprises:

- 1 surface/flush mounting 1300 series entrance panel (13K1), with 1 additional button R131;
- 1 audio/video electronic unit (13F2);
- 1 Tab 7S hands-free video entryphone, white with integrated Wi-Fi for the remote control of the call on smartphone (40507);
- 1 power supply unit (6922.1)

App **Video Door** available on Vimar site and Apple and Google Play store



### K40505G.01

Kit comprises:

- 1 1-module 1-button Pixel series entrance panel, grey (41131.01+41105.01);
- 1 audio/video electronic unit with teleloop and wide-angle camera (41005);
- 1 Tab 7 hands-free video entryphone, white (40505);
- 1 flush mounting box (9191);
- 1 supply unit (6922.1)

### K40505/M

Kit comprises:

- 1 surface/flush mounting 1300 series entrance panel (13K1), with 1 additional button R131;
- 1 audio/video electronic unit (13F2);
- 1 Tab 7 hands-free video entryphone, white (40505);
- 1 power supply unit (6922.1)

# Kits

## Due Fili Plus - 1-family pre-programmed video entry system kit



**▲K7559G.01**

Kit comprises:

- 1-module 1-button Pixel series entrance panel, grey (41131.01+41105.01);
- 1 audio/video electronic unit with teleloop and wide-angle camera (41005);
- 1 Tab Free 4.3" hands-free video entryphone, white (7559);
- 1 flush mounting box (9191);
- 1 supply unit (6922.1)



**▲7559/M**

Kit comprises:

- 1 surface/flush mounting entrance panel 1300 series (13K1), with 1 additional button R131;
- 1 audio/video colour electronic unit (13F2);
- 1 Tab Free 4.3" hands-free video entryphone, white (7559)
- 1 supply unit (6922.1)



**K7539G.01**

Kit comprises:

- 1 1-module 1-button Pixel series entrance panel, grey (41131.01+41105.01);
- 1 audio/video electronic unit with teleloop and wide-angle camera (41005);
- 1 Tab Free 3.5" hands-free video entryphone, white (7539);
- 1 flush mounting box (9191);
- 1 supply unit (6922.1)



**7539/M**

Kit comprises:

- 1 surface/flush mounting entrance panel 1300 series (13K1), with 1 additional button R131;
- 1 audio/video colour electronic unit (13F2);
- 1 Tab Free 3.5" hands-free video entryphone, white (7539);
- 1 supply unit (6922.1)



**7539/K**

Kit comprises:

- 1 1300 series entrance panel (1321);
- 1 audio/video electronic unit (13F5);
- 1 Tab Free 3.5" hands-free video entryphone, white (7539);
- 1 flush mounting box (9192);
- 1 supply unit (6922.1)

**7539/M2**

As above, with:

- 2 Tab Free 3.5" hands-free video entryphones, white (7539)



**7549G.01**

Kit comprises:

- 1 1-module 1-button Pixel series entrance panel, grey (41131.01+41105.01);
- 1 audio/video electronic unit with teleloop and wide-angle camera (41005);
- 1 Tab 4.3" video entryphone with handset, white (7549);
- 1 flush mounting box (9191);
- 1 supply unit (6922.1)



**7549/M**

Kit comprises:

- 1 surface/flush mounting entrance panel 1300 series (13K1), with 1 additional button R131;
- 1 audio/video colour electronic unit (13F2);
- 1 Tab 4.3" video entryphone with handset, white (7549);
- 1 supply unit (6922.1)



**7549/K**

Kit comprises:

- 1300 series entrance panel (1321);
- 1 audio/video electronic unit (13F5);
- 1 Tab 4.3" video entryphone with handset, white (7549);
- 1 flush mounting box (9192);
- 1 supply unit (6922.1)

**7549/M2**

As above, with:

- 2 Tab 4.3" video entryphones with handset, white (7549)

# Kits

**Due Fili Plus - 1-family and 2-family pre-programmed audio entry system kit**



**K7509.01**

- 1-family kit comprises:
- 1 1-module 1-button Pixel series audio entrance plate, grey (41131.01+41100.01);
  - 1 audio electronic unit (41000);
  - 1 Tab jr. interphone (7509);
  - 1 flush mounting box (9191);
  - 1 supply unit (40101)



**7509/M**

- 1-family kit comprises:
- 1 surface/flush mounting 1300 series entrance panel (13K1), with 1 additional button R131;
  - 1 audio electronic unit (13F1);
  - 1 Tab jr. interphone (7509);
  - 1 supply unit (40101)



**▲6901/M**

- 1-family kit comprises:
- 1 surface/flush mounting 1300 series entrance panel (13K1), with 1 additional button R131;
  - 1 audio electronic unit (13F1);
  - 1 hands-free interphone (6901), white;
  - 1 supply unit (40101)



**▲6209P/M**

- 1-family kit comprises:
- 1 surface/flush mounting 1300 series entrance panel (13K1), with 1 additional button R131;
  - 1 audio electronic unit (13F1);
  - 1 surface mounting Petrarca series interphones, white (6209/P);
  - 1 supply unit (40101)



**▲K8879.01**

- 1-family kit comprises:
- 1 1-button surface mounting 8000 series entrance panel (8101/19);
  - 1 audio electronic unit (6932);
  - 1 surface mounting interphone, white (8879);
  - 1 supply unit (40101)



**▲K8879.02**

- 2-family kit comprises:
- 1 2-button surface mounting 8000 series entrance panel (8102/19);
  - 1 audio electronic unit (6932);
  - 2 surface mounting interphones, white (8879);
  - 1 supply unit (40101)

# Kits

## Sound System - Audio entry system kit



- 884G**  
1-family kit comprises:
- 1 1-button surface mounting 8000 series entrance panel (88T1);
  - 1 electronic unit (930B);
  - 1 surface mounting interphone, white (8874);
  - 1 supply unit (M832)



- 884G/S**  
1-family kit comprises:
- 1 1-button flush mounting 8000 series entrance panel (8911);
  - 1 electronic unit (930B);
  - 1 surface mounting interphone, white (8874);
  - 1 supply unit (M832)

**884G/110**  
As above, 110 V~



- 88AG**  
1-family kit comprises:
- 1 1-button flush mounting 8000 series entrance panel (8911);
  - 1 electronic unit (930A);
  - 1 surface mounting interphone, white (8875);
  - 1 supply unit (0931)



- 88BG**  
2-family kit comprises:
- 1 2-button flush mounting 8000 series entrance panel (891D);
  - 1 electronic unit (930A);
  - 2 surface mounting interphones, white (8875);
  - 1 supply unit (0931)



- K62K0.01**  
1-family kit comprises:
- 1 1-button surface mounting 8000 series entrance panel (8101/19);
  - 1 electronic unit (930G);
  - 1 surface mounting Petrarca series interphone, white (62K0);
  - 1 supply unit (40102)



- K62K0.02**  
2-family kit comprises:
- 1 2-button surface mounting 8000 series entrance panel (8102);
  - 1 electronic unit (930G);
  - 2 surface mounting Petrarca series interphones, white (62K0);
  - 1 supply unit (40102)



- K62K0.03**  
3-family kit comprises:
- 1 3-button surface mounting 8000 series entrance panel (8103);
  - 1 electronic unit (930G);
  - 3 surface mounting Petrarca series interphones, white (62K0);
  - 1 supply unit (40102)



- K62K0.04**  
4-family kit comprises:
- 1 4-button surface mounting 8000 series entrance panel (8104);
  - 1 electronic unit (930G);
  - 4 surface mounting Petrarca series interphones, white (62K0);
  - 1 supply unit (40102)

# Kits

**CA 4+2 conductors - Pre-programmed audio entry system kit**



- 885E**  
2-family kit comprises:
- 1 2-button surface mounting 8000 series entrance panel (88TD);
  - 1 electronic unit (930C);
  - 2 surface mounting interphones, white (8870);
  - 1 supply unit (M832)



- 885E/S**  
2-family kit comprises:
- 1 2-button flush mounting 8000 series entrance panel (8912);
  - 1 electronic unit (930C);
  - 2 surface mounting interphones, white (8870);
  - 1 supply unit (M832)

**885E/240**  
As above,  
240 V~ 50/60 Hz



- 885G**  
1-family kit comprises:
- 1 1-button surface mounting 8000 series entrance panel (88TS);
  - 1 electronic unit (930C);
  - 1 surface mounting interphone, white (8870);
  - 1 supply unit (M832)

**885G/240**  
As above,  
240 V~ 50/60 Hz



- 885G/S**  
1-family kit comprises:
- 1 1-button flush mounting 8000 series entrance panel (8911);
  - 1 electronic unit (930C);
  - 1 surface mounting interphone, white (8870);
  - 1 supply unit (M832)

**885G/S.240**  
As above,  
240 V~ 50/60 Hz



# Kits

## Stand alone video entry kit



**K40910**  
 Kit comprises:  
 - 1 1-button audio/video entrance panel with rainproof cover;  
 - 1 7" LCD hands-free video entryphone with capacitive keypad;  
 - 1 supply unit 24 Vdc 1 A with interchangeable plugs (European, British, American and Australian standards)  
 Complete with brackets for surface mounting.

**K40930**  
 As above, with DIN supply unit



**K40911**  
 Kit comprises:  
 - 1 2-button audio/video entrance panel with rainproof cover;  
 - 2 7" LCD hands-free video entryphones with capacitive keypad;  
 - 2 supply units 24 Vdc 1 A with interchangeable plugs (European, British, American and Australian standards)  
 Complete with brackets for surface mounting.

**K40931**  
 As above, with DIN supply unit



**K40915**  
 Kit comprises:  
 - 1 1-button audio/video entrance panel with rainproof cover;  
 - 1 7" LCD hands-free touch screen video entryphone;  
 - 1 supply unit 24 Vdc 1 A with interchangeable plugs (European, British, American and Australian standards)  
 Complete with brackets for surface mounting.

**K40935**  
 As above, with DIN supply unit



**K40916**  
 Kit comprises:  
 - 1 2-button audio/video entrance panel with rainproof cover;  
 - 2 7" LCD hands-free touch screen video entryphones;  
 - 2 supply units 24 Vdc 1 A with interchangeable plugs (European, British, American and Australian standards)  
 Complete with brackets for surface mounting.

**K40936**  
 As above, with DIN supply unit



**40920.P1**  
 1-button additional entrance panel for kit K409xx



**40920.P2**  
 2-button additional entrance panel for kit K409xx



**K40912**  
 Additional 7" LCD video entryphone with capacitive keypad

**K40932**  
 As above, with DIN supply unit



**K40917**  
 Additional 7" LCD video entryphone with touch screen

**K40937**  
 As above, with DIN supply unit



**40103**  
 DIN power supply 100-240 V~ 50/60 Hz 24 Vdc

# IP technology

## Pixel and Pixel Heavy: video entrance panels

### Audio/video and expansion electronic units and accessories



**41006.1**  
IP audio/video unit with teleloop, wide-angle cam and full duplex audio



**41010**  
10 buttons in 2 rows



**41018**  
3,5" display and 3 buttons



**41019**  
Alphanumerical keypad



**41015**  
Name-plate



**41017**  
Transponder reader

**41020**  
Keypad for access control



**41190**  
Cable for vertical and/or horizontal wiring of modules with integrated IP protection, length 485 mm



**41191**  
Cable for internal connection of modules with integrated IP protection, length 245 mm

### Pixel - Front modules



**41105.01**  
Audio/Video teleloop for 41006.1 unit, grey

**41105.02**  
As above, slate grey

**41105.03**  
As above, white



**41118.01**  
Display for 41018 unit, grey

**41118.02**  
As above, slate grey

**41118.03**  
As above, white



**41119.01**  
Keypad for 41019 and 41020 units, grey

**41119.02**  
As above, slate grey

**41119.03**  
As above, white



**41121.01**  
Blank module, grey

**41121.02**  
As above, slate grey


**41121.03**  
As above, white



**41115**  
Name-plate for 41015 unit




**41117**  
Transponder reader with interchangeable labels in grey, slate grey and white



**41110**  
Single axial button



**41111**  
Single rocker button



**41112**  
Double axial button



**41113.01**  
Single blank button, grey

**41113.02**  
As above, slate grey

**41113.03**  
As above, white



**41114.01**  
Double blank button, grey

**41114.02**  
As above, slate grey

**41114.03**  
As above, white

#### ADDITIONAL INSTALLATION ACCESSORIES

To complete the installation of entrance panels with flush or surface mounting boxes, rainproof frames, universal adapters and other accessories, see from page 75

# IP technology

## Pixel and Pixel Heavy: video entrance panels

### Pixel Heavy - Front modules (IK09, IK10 and IP54)







					
<b>41270</b> Audio/video for 41006.1 unit, no buttons, with teleloop	<b>41271</b> Audio/video for 41006.1 unit, 1-button, with teleloop, IK10 and IP54 protection	<b>41272</b> Audio/video for 41006.1 unit, 2-button, with teleloop, IK10 and IP54 protection	<b>41274</b> Audio/video for 41006.1 unit, 4-button in 2 rows	<b>41223</b> For 41010 unit, 3-button	<b>41225</b> For 41010 unit, 5-button
					
<b>41230</b> For 41010 unit, 10-button in 2 rows	<b>41218</b> Display for 41018 unit, IK09	<b>41219</b> Keypad for 41019 and 41020 unit, IK09	<b>41215</b> Name-plate for 41015 unit	<b>41221</b> Blank module	

#### ADDITIONAL INSTALLATION ACCESSORIES

To complete the installation of entrance panels with flush or surface mounting boxes, rainproof frames, universal adapters and other accessories, see from page 76

## Tab: video entryphones

### Video entryphones and accessories

					
<b>40607</b> Tab 7S IP, hands-free, integrated Wi-Fi, 7" LCD monitor, teleloop facility for hearing aids, white	<b>40605</b> Tab 7 IP, hands-free, 7" LCD monitor, teleloop facility for hearing aids, white	<b>40195</b> Desktop for Tab 7	<b>40636</b> 2-input/output device, IP standard,	<b>40638</b> Device for the enabling optional services after activation of a license	<b>40691</b> USB storage device for license activation for 1 IP porter switchboard station

App **Video Door** available on Vimar site and Apple and Google Play store



# Due Fili Plus technology

## Pixel Up: video entrance panels



**40404**  
Audio/video  
with 4x4 reader hole,  
stainless steel



**40405**  
Audio/Video,  
stainless steel



**40430**  
Flush mounting box  
for 40405



**40431**  
Flush mounting box  
for 40404



**40440**  
Surface mounting box  
for 40405



**40441**  
Surface mounting box  
for 40404

## Pixel and Pixel Heavy: entrance panels

### Audio, audio/video and expansion electronic units



**41005**  
Audio/Video, 4 buttons,  
with teleloop and wide-  
angle colour camera



**41000**  
Audio, 4 buttons



**41002**  
Audio, 4 buttons,  
with teleloop and  
1 camera input



**41010**  
10 buttons in 2 rows



**41018**  
3,5" display and  
3 buttons



**41019**  
Alphanumeric  
keypad

**41020**  
Keypad for access  
control




**41015**  
Name-plate



**41016**  
Fingerprint reader



**41017**  
Transponder reader



**41190**  
Cable for vertical and/or  
horizontal wiring of modules  
with integrated IP protection,  
length 485 mm



**41191**  
Cable for internal connection  
of modules with integrated IP  
protection, length 245 mm

# Due Fili Plus technology

## Pixel and Pixel Heavy: entrance panels

### Pixel - Front modules



**41105.01**  
Audio/Video teleloop for 41005 unit, grey

**41105.02**  
As above, slate grey

**41105.03**  
As above, white



**41100.01**  
Audio for 41000 unit, grey

**41100.02**  
As above, slate grey

**41100.03**  
As above, white



**41102.01**  
Audio for 41002 unit, with video camera input and teleloop function, grey

**41102.02**  
As above, slate grey

**41102.03**  
As above, white



**41118.01**  
Display for 41018 unit, grey

**41118.02**  
As above, slate grey

**41118.03**  
As above, white



**41119.01**  
Keypad for 41019 and 41020 units, grey

**41119.02**  
As above, slate grey

**41119.03**  
As above, white



**41115**  
Name-plate for 41015 unit



**41116.01**  
Fingerprint reader for 41016 unit, grey

**41116.02**  
As above, slate grey

**41116.03**  
As above, white



**41117**  
Transponder reader with interchangeable labels in grey, slate grey and white



**41121.01**  
Blank module, grey

**41121.02**  
As above, slate grey

**41121.03**  
As above, white



**41110**  
Single axial button



**41111**  
Single rocker button



**41112**  
Double axial button



**41113.01**  
Single blank button, grey

**41113.02**  
As above, slate grey

**41113.03**  
As above, white



**41114.01**  
Double blank button, grey

**41114.02**  
As above, slate grey

**41114.03**  
As above, white

### Pixel - Cover plates with frames and mounting boxes



**41131.01**  
1-module, grey



**41131.02**  
1-module, slate grey



**41131.03**  
1-module, white



**41131.04**  
1-module, anodized grey



**41132.01**  
2-module, grey



**41132.02**  
2-module, slate grey



**41132.03**  
2-module, white



**41132.04**  
2-module, anodized grey



**41133.01**  
3-module, grey



**41133.02**  
3-module, slate grey



**41133.03**  
3-module, white



**41133.04**  
3-module, anodized grey



**9191**  
1 module



**9192**  
2 modules



**9193**  
3 modules

# Due Fili Plus technology

## Pixel and Pixel Heavy: entrance panels

### Pixel Heavy - Front modules (IK09, IK10, IP54)



**41270**  
Audio/Video for 41005 unit, no buttons, teleloop



**41271**  
Audio/Video for 41005 unit, 1-button, teleloop



**41272**  
Audio/Video for 41005 unit, 2-button, teleloop



**41274**  
Audio/Video for 41005 unit, 4-button in 2 rows, teleloop



**41223**  
For 41010 unit, 3-button



**41225**  
For 41010 unit, 5-button



**41200**  
Audio for 41000 unit



**41201**  
Audio, 1-button, for 41000 unit



**41202**  
Audio, 1-button, for 41000 unit



**41204**  
Audio, 4-button in 2 rows, for 41000 unit



**41210**  
Audio for 41002 unit, teleloop



**41211**  
Audio, 1-button, for 41002 unit, teleloop



**41212**  
Audio, 2-button, for 41002 unit, teleloop



**41214**  
Audio, 4-button, for 41002 unit, teleloop



**41230**  
For 41010 unit, 10-button in 2 rows



**41218**  
Display for 41018 unit, IK09



**41219**  
Keypad for 41019 and 41020 unit, IK09



**41215**  
Name-plate for 41015 unit



**41221**  
Blank module

### Pixel Heavy - Cover plates with frames and tearproof mounting boxes



**41231**  
1 module



**41232**  
2 modules



**41233**  
3 modules



**40291**  
1 module, stainless steel



**40292**  
2 modules, stainless steel



**40293**  
3 modules, stainless steel

# Due Fili Plus technology

## Pixel and Pixel Heavy: entrance panels



### Rainproof cover

						
1 module	2 modules	3 modules	4 (2x2) modules	6 (2x3) modules	6 (3x2) modules	9 (3x3) modules
<b>41141.01</b> grey	<b>41142.01</b> grey	<b>41143.01</b> grey	<b>41144.01</b> grey	<b>41146.01</b> grey	<b>41147.01</b> grey	<b>41149.01</b> grey
<b>41141.02</b> slate grey	<b>41142.02</b> slate grey	<b>41143.02</b> slate grey	<b>41144.02</b> slate grey	<b>41146.02</b> slate grey	<b>41147.02</b> slate grey	<b>41149.02</b> slate grey
<b>41141.03</b> white	<b>41142.03</b> white	<b>41143.03</b> white	<b>41144.03</b> white	<b>41146.03</b> white	<b>41147.03</b> white	<b>41149.03</b> white
<b>41141.04</b> anodized grey	<b>41142.04</b> anodized grey	<b>41143.04</b> anodized grey	<b>41144.04</b> anodized grey	<b>41146.04</b> anodized grey	<b>41147.04</b> anodized grey	<b>41149.04</b> anodized grey

### Surface mounting boxes with built-in rainproof cover

						
1 module	2 modules	3 modules	4 (2x2) modules	6 (2x3) modules	6 (3x2) modules	9 (3x3) modules
<b>41151.01</b> grey	<b>41152.01</b> grey	<b>41153.01</b> grey	<b>41154.01</b> grey	<b>41156.01</b> grey	<b>41157.01</b> grey	<b>41159.01</b> grey
<b>41151.02</b> slate grey	<b>41152.02</b> slate grey	<b>41153.02</b> slate grey	<b>41154.02</b> slate grey	<b>41156.02</b> slate grey	<b>41157.02</b> slate grey	<b>41159.02</b> slate grey
<b>41151.03</b> white	<b>41152.03</b> white	<b>41153.03</b> white	<b>41154.03</b> white	<b>41156.03</b> white	<b>41157.03</b> white	<b>41159.03</b> white
<b>41151.04</b> anodized grey	<b>41152.04</b> anodized grey	<b>41153.04</b> anodized grey	<b>41154.04</b> anodized grey	<b>41156.04</b> anodized grey	<b>41157.04</b> anodized grey	<b>41159.04</b> anodized grey








### Universal adaptors

	
<b>41135.01</b> 1 module, grey	<b>41136.01</b> 2 modules, grey
<b>41135.02</b> As above, slate grey	<b>41136.02</b> As above, slate grey
<b>41135.03</b> 1 module, white	<b>41136.03</b> 2 modules, white
<b>41135.04</b> As above, anodized grey	<b>41136.04</b> As above, anodized grey

# Due Fili Plus technology


## Electronic units for 1300, 1200, reinforced 1200 and 8000 series

### Audio and audio/video electronic units









- |  |   |   |   |   |   |   |
|--|---|---|---|---|---|---|
|  |  |  |  |  |  |  |
| <b>13F2</b><br>Audio/Video for 13K1 entrance plate                               | <b>13F5</b><br>Audio/Video, 8-button in 2 rows                                    | <b>13F7</b><br>Audio/Video, with alphanumerical keypad, stainless steel buttons   | <b>13F1</b><br>Audio/Video for 13K1 entrance plate                                | <b>13F3</b><br>Audio, 8-button in 2 rows  | <b>13F4</b><br>Audio, with alphanumerical keypad, stainless steel buttons           | <b>12TS</b><br>4-button additional unit   |
|  |   |   |   |   |   | <b>12TD</b><br>8-button additional unit   |

## 1300 series: entrance panels

### Audio/video reduced module entrance panels

- |  |   |
|--|---|
|                          |  |
| <b>13K1</b><br>1-button, entrance plate for surface and flush mounting, electropolished anodized aluminium | <b>91K1</b><br>Flush mounting box for 13K1  |

### 2- and 3-module entrance plates and additional plates

- |  |   |   |   |   |   |   |   |
|--|---|---|---|---|---|---|---|
|  |  |  |  |  |       |  |  |
| <b>1321</b><br>1-button and 3 blank covers, electropolished anodized aluminium     | <b>132D</b><br>Alphanumerical keypad, electropolished anodized aluminium            | <b>1358</b><br>Additional, 8-button, electropolished anodized aluminium             | <b>132N</b><br>Additional, with name-plate, electropolished anodized aluminium      | <b>1331</b><br>1-button and 7 blank covers, electropolished anodized aluminium      | <b>133D</b><br>Alphanumerical keypad and 1 name-plate, electropolished anodized aluminium | <b>133N</b><br>Additional, with name-plate, electropolished anodized aluminium        | <b>1372</b><br>Additional, 12-button, electropolished anodized aluminium              |



# Due Fili Plus technology

## 1300 series: entrance panels

### Accessories



**R130**  
Blank module for 1300 entrance plate



**R131**  
Button for 1300 entrance plate



**R200**  
Single button for entrance panels

**R200/50**  
As above, in pack of 50 pieces

### Mounting boxes



**9192**  
2 modules



**9193**  
3 modules

### 2- and 3-module rainproof covers



**C321**  
2 modules, electropolished anodized aluminium

**C331**  
As above, 3 modules



**C322**  
2x2 modules, electropolished anodized aluminium

**C332**  
As above, 3x2 modules



**C323**  
2x3 modules, electropolished anodized aluminium

**C333**  
As above, 3x3 modules



**C324**  
2x4 modules, electropolished anodized aluminium

**C334**  
As above, 3x4 modules

### Surface mounting boxes with built-in rainproof cover



**S321**  
2 modules, electropolished anodized aluminium



**S331**  
3 modules, electropolished anodized aluminium



**S322**  
2x2 modules, electropolished anodized aluminium



**S332**  
3x2 modules, electropolished anodized aluminium



**S323**  
2x3 modules, electropolished anodized aluminium



**S333**  
3x3 modules, electropolished anodized aluminium



**S324**  
2x4 modules, electropolished anodized aluminium



**S334**  
3x4 modules, electropolished anodized aluminium

# Due Fili Plus technology

## 1200 series: entrance panels

### 2-module audio/video and additional entrance plates



**1220**  
No buttons,  
stainless steel



**1221**  
1-button,  
stainless steel



**1222**  
2-button,  
stainless steel



**1223**  
3-button,  
stainless steel



**1224**  
4-button,  
stainless steel



**122D**  
Alphanumeric  
keypad,  
stainless steel



**1256**  
6-button,  
stainless steel



**1258**  
8-button,  
stainless steel



**122N**  
With name-plate,  
stainless steel

### 3-module audio/video and additional entrance plates



**1235**  
5-button,  
stainless steel



**1236**  
6-button,  
stainless steel



**1237**  
7-button,  
stainless steel



**1238**  
8-button,  
stainless steel



**123D**  
Alphanumeric  
keypad +  
name-plate,  
stainless steel



**1272**  
12-button,  
stainless steel



**123N**  
With name-plates,  
stainless steel

## Reinforced 1200 series: audio/video and audio entrance panels

### 2-module audio/video and additional entrance plates



**1220/35**  
No buttons,  
IK10 protection,  
sable grey



**1221/35**  
1-button,  
IK10 protection,  
sable grey



**1222/35**  
2-button,  
IK10 protection,  
sable grey



**1223/35**  
3-button,  
IK10 protection,  
sable grey



**1224/35**  
4-button,  
IK10 protection,  
sable grey



**1258/35**  
Additional,  
8-button,  
IK10 protection,  
sable grey



**122D/35**  
Alphanumeric  
keypad,  
IK10 protection,  
sable grey



**122N/35**  
Additional,  
name-plate,  
IK10 protection,  
sable grey

# Due Fili Plus technology

**1200 series: audio/video and audio entrance panels**

2- and 3-module flush mounting and angular surface mounting boxes




**9192**  
2 modules

**9193**  
3 modules

**1A21**  
Angular, 2 modules,  
stainless steel

**1A31**  
Angular, 3 modules,  
stainless steel

2- and 3-module rainproof covers



**1P21**  
2 modules,  
stainless steel

**1P31**  
3 modules,  
stainless steel

**1P22**  
2x2 modules,  
stainless steel

**1P32**  
3x2 modules,  
stainless steel

**1P23**  
2x3 modules,  
stainless steel

**1P33**  
3x3 modules,  
stainless steel

**1P24**  
2x4 modules,  
stainless steel

**1P34**  
3x4 modules,  
stainless steel

2- and 3-module surface mounting boxes with built-in rainproof cover



**1E21**  
2 modules,  
stainless steel

**1E31**  
3 modules,  
stainless steel

**1E22**  
2x2 modules,  
stainless steel

**1E32**  
3x2 modules,  
stainless steel

**1E23**  
2x3 modules,  
stainless steel

**1E33**  
3x3 modules,  
stainless steel

**1E24**  
2x4 modules,  
stainless steel

**1E34**  
3x4 modules,  
stainless steel

# Due Fili Plus technology

## 8000 series: audio/video and audio entrance panels

### Standard modules for audio/video entrance panels

<b>RPC5</b> Audio/video, for RPR1, RP00, RP01, RP02, RP03, light grey	<b>RPF3</b> Audio for RPR1, RP01, RP02, RP03, light grey	<b>RPR1</b> Keypad and display, for RPC5, RPF3, light grey	<b>RP00</b> Without buttons, with BUSY-WAIT, light grey	<b>RP01</b> 1-button, with BUSY-WAIT, light grey	<b>RP02</b> 2-button, with BUSY-WAIT, light grey	<b>RP03</b> 3-button, with BUSY-WAIT, light grey

### Additional modules

<b>RPS1</b> 1-button, for 12TS, light grey	<b>RPS2</b> 2-button, for 12TS, light grey	<b>RPS3</b> 3-button, for 12TS, light grey	<b>RPS4</b> 4-button, for 12TS, light grey	<b>805N</b> Name-plate for 13 names, light grey	<b>80PN</b> House number, light grey	<b>8000</b> Blank module, light grey

## 8000 series - Up to 200 internal units

### Audio/video electronic units

<b>692U/C</b> Due Fili unit for colour audio/video entrance panel. (8000 series: 8T19, 8T19/...+80P1)	<b>6931</b> Due Fili electronic unit for audio entrance panel, up to 200 internal units	<b>657C</b> Colour video electronic unit for use in conjunction with 6931	<b>693P</b> Expansion module for 8 buttons, for 6931	<b>693T</b> CCTV-type camera interface

### Standard modules for audio/video entrance panels up to 200 internal units

<b>8T19</b> Colour standard audio/video module, light grey	<b>80P1</b> 1-button standard module with BUSY-WAIT indication, light grey	<b>80N1</b> 1-button standard module with house number tag, light grey

# Due Fili Plus technology

## 8000 series: audio/video and audio entrance panels

### Flush mounting boxes



**9192**  
2 modules

**9193**  
3 modules

### Angular surface mounting boxes



**9312/A**  
Angular,  
2 modules,  
light grey

**9313/A**  
Angular,  
3 modules,  
light grey

**9322/A**  
Angular,  
4 modules 2x2,  
light grey

**9323/A**  
Angular,  
6 modules 2x3,  
light grey

### Rainproof covers



**9212**  
2 modules,  
light grey

**9213**  
3 modules,  
light grey

**9222**  
2x2 modules,  
light grey

**9223**  
2x3 modules,  
light grey

**9232**  
3x2 modules,  
light grey

**9233**  
3x3 modules,  
light grey

**9242**  
4x2 modules,  
light grey

**9243**  
4x3 modules,  
light grey

### Surface mounting boxes



**9312**  
2 modules,  
light grey

**9313**  
3 modules,  
light grey

**9322**  
2x2 modules,  
light grey

**9323**  
2x3 modules,  
light grey

**9332**  
3x2 modules,  
light grey

**9333**  
3x3 modules,  
light grey

**9342**  
4x2 modules,  
light grey

**9343**  
4x3 modules,  
light grey

### Frames



**8082**  
For 2 modules and  
for additional  
modules only,  
RAL 7035 grey

**8092**  
For electronic units  
13F3, 13F4,  
13F5, 13F7,  
RAL 7035 grey

**8083**  
For 3 modules and  
for additional modules  
only, RAL 7035 grey

**8093**  
For electronic units  
13F3, 13F4, 13F5,  
13F7, 12TS, 12TD,  
RAL 7035 grey

# Due Fili Plus technology

## Tab series: video entryphones and interphones

### Video entryphones



**40507**  
Tab 7S - surface mounting hands-free video entryphone, integrated Wi-Fi, 7" LCD display, teleloop facility for hearing aids, white



**40505**  
Tab 7 - surface mounting hands-free video entryphone, 7" LCD display, teleloop facility for hearing aids, white



**7559**  
Tab Free 4,3 - surface mounting hands-free video entryphone, 4.3" LCD display, teleloop facility for hearing aids, white



**7539**  
Tab Free 3,5 - surface mounting hands-free video entryphone, 3.5" LCD display, teleloop facility for hearing aids, white



**7549**  
Tab 4,3 - surface mounting video entryphone with handset, 4.3" LCD display, teleloop facility for hearing aids, white

App **Video Door** available on Vimar site and Apple and Google Play store



### Interphones



**7509**  
Tab jr. - surface mounting interphone with handset, white

**7509/D**  
As above, facility for hard of hearing function

### Accessories



**40195**  
Table box for Tab 7 series video entryphones




**40196**  
Surface mounting frame Tab 7 video entryphones



**753S**  
8-module support (4+4) for 7549 surface mounting



**755S**  
Surface mounting frame Tab 4,3 video entryphones



**753A**  
Table mounting box, white



**753B**  
Interconnecting stud for table mounting box

## 6600 series

### Video entryphones



**6621**  
Flush mounting video entryphone, 3.5" LCD display, vertical tilt movement, white

**6721**  
As above, for surface mounting



**6149**  
8-module flush mounting box

## Giotto series

### Video entryphones



**6329/C**  
Surface mounting video entryphone, with 3.5" colour monitor, with 3 buttons, white



**661A**  
Desktop base for monitor, 2 m 13-conductor + 1 coaxial cable, white

# Due Fili Plus technology

## Petrarca series

### Interphones



**6209**  
Interphone supplied with 3 buttons + 6 additional, white



**6209/P**  
Interphone supplied with 5 buttons + 4 additional, white



**6152**  
8 NO additional push buttons for interphones



**692P**  
Pair of NO buttons for additional function




**692P/M**  
Pair of NO buttons for additional device



**6153/682**  
4-position switching module for setting the volume mode

**6209/D**

As above, with colour monitor and function for hearing aid wearers



**6145**  
Surface mounting bracket for monitor and interphone mounting



**6142**  
Desktop base for interphone and monitor mounting, 2 m 13-conductor + 1 coaxial cable, white



**6140**  
Desktop base for interphone, 2 m 6-conductor cable and terminal block, white

## 8870 series: interphones

### Interphones



**8879.1**  
Interphone for surface mounting with 2 buttons, white



**8879.1/D**  
Interphone for surface mounting with 2 buttons, with teleloop, white

## 6900 series: interphones

### Interphones



**6901**  
2-channel hands-free interphone with 4 main and 6 additional buttons, white

**6901/D**

As above, with function for hearing aid wearers

## Additional devices

### Porter switchboard



**40510**

Porter switchboard with 7" LCD monitor, electronic contact list, calls and alarms displaying and management and services programmes

# Due Fili Plus technology

## Additional devices

### Power supplies



**40101**  
Entry system supply unit,  
28 Vdc, 110-240 V~  
50/60 Hz



**6922.1**  
Video entry system supply  
unit, 28 Vdc, 110-240 V~  
50/60 Hz



**6923**  
Additional video entry  
system supply unit,  
28 Vdc, 230 V~ 50 Hz  
15 VA  
**6923/117**  
As above, 117 V~  
**6923/240**  
As above, 240 V~



**6582**  
Additional supply unit  
for LED and cameras,  
10,5 Vdc, 13,5 Vdc  
and 18 Vdc, 230 V~  
50/60 Hz 35 VA  
**6582/240**  
As above, 240 V~



**6982**  
Additional supply unit  
for external cameras  
230 V~ 50 Hz

### Due Fili Plus + Digibus interface



**69DM**  
Due Fili Plus pillar Digibus  
back interface

**69DM.EN**  
As above,  
English version



**69RS**  
Expansion interface  
to manage up to 200  
inner stations

### Separator



**692S**  
Separator for dividing  
conversation areas

### Pillar divider



**69DV**  
Pillar divider  
for 4 pillar lines



**69DV/5**  
Pillar divider for 4 pillar  
lines for category 5  
system

### Video distributor



**692D**  
Passive floor distributor  
for adapting video signal  
impedance

### Ground divider



**692G**  
Galvanic insulating  
device for video signal



# Due Fili Plus technology

## Additional devices

### Concentrators and selectors



**69MX**  
Concentrator for up to 4 entrance panels parallel connection



**69MX/5**  
Concentrator for up to 4 entrance panels parallel connection for category 5 system



**69AM**  
Audio/video selector for connection of 4 cameras



**69AM/4**  
Audio/video selector for 4 cameras, allows expansion of the number of cameras



**69AM/T**  
Video selector for 4 cameras in the system



**69AM/T4**  
Video selector for 4 cameras, allows expansion of the number of cameras

**69AM/T.EN**  
As above, English version

**69AM/T.FR**  
As above, French version

### Amplifiers



**692M**  
Video signal riser amplifier



**692M/5**  
Video signal riser amplifier for category 5 system

### Audio/video converter



**69MD**  
Interface for Digital/audio-video signal change for users

**69MD.EN**  
As above, English version

### Protection device



**692E**  
Overvoltage protection device

### Configurator



**950C**  
Portable system configurator

### Interfaces



**692I**  
PC interface with RS232 connector and software for system configuration



**692I/U**  
PC interface with USB port and software for system configuration



**6120**  
Interface for 2 remote controls

# Due Fili Plus technology

## Additional devices

### Relays



**69PH**  
Programmable device with 2 x 6 A 230 V~ change-over relays operating in line with separate or correlated programming



**69RH**  
Programmable device with 2 NO 3 A 230 V~ relays for 2 independent auxiliary controls



**69RH/L**  
Programmable device with 2 NO 3 A 230 V~ time-delay relays



**0170/101**  
3 A 230 V~ change-over relay for call repetition

**0170/001**  
3 A 230 V~ change-over relay, power supply 12 Vdc or Vac

### Electronic chime



**860A**  
With different calls for 2 entrances, 230 V~

**860A.240**  
As above, 240 V~

### Cables



**732H.E.100**  
Cable for internal laying, PVC-sheath, Eca, 100 m

**732H.E.500**  
As above, 500 m



**732I.E.100**  
Cable for external laying, LSZH-sheath, Eca, 100 m

**732I.E.500**  
As above, 500 m



**732I.C.100**  
Cable for external laying, LSZH-sheath, Cca – s1b, 100 m

# Sound System technology

## Electronic units for 1300, 1200, reinforced 1200, 8000 and 8100 series

### Audio electronic units



**0930/000.04**  
Audio with 4+n wires connection. For Sound System and a.c. call

**930A**  
As above, with the mobile microphone

**930B**  
Audio with two-wire connection

**930C**  
Audio with dual amplifier and 4+n wires connection. For a.c. call

**930D**  
Audio with dual amplifier and 1+n wires connection. For Sound System call

**930F**  
Audio with dual amplifier and 4+n wires connection. For Sound System and a.c. call

**930G**  
Audio with dual amplifier and 4+n wires connection. For Sound System and a.c. call

## 1300 series: entrance panels

### Audio reduced module entrance panels



**13K1**  
1-button, entrance plate for surface and flush mounting, electropolished anodized aluminium

### 2- and 3-module entrance plates



**1321**  
1-button and 3 blank covers, electropolished anodized aluminium



**1331**  
1-button and 7 blank covers, electropolished anodized aluminium

### Accessories



**R130**  
Blank module for 1300 entrance plate



**R200**  
Single button for entrance panels



**0002/994**  
Strip with 4 diodes for 1+n wires connection



**R260**  
Green LED module for name card



**R131**  
Button for 1300 entrance plate

**R200/50**  
As above, in pack of 50 pieces

### ADDITIONAL INSTALLATION ACCESSORIES

To complete the installation of entrance panels with flush or surface mounting boxes, rainproof frames, universal adapters and other accessories, see from page 78



# Sound System technology

## 1200 series: entrance panels

### 2-module audio



**1220**  
No buttons,  
stainless steel



**1221**  
1-button,  
stainless steel



**1222**  
2-button,  
stainless steel



**1223**  
3-button,  
stainless steel



**1224**  
4-button,  
stainless steel

### 3-module audio



**1235**  
5-button,  
stainless steel



**1236**  
6-button,  
stainless steel



**1237**  
7-button,  
stainless steel



**1238**  
8-button,  
stainless steel

#### ADDITIONAL INSTALLATION ACCESSORIES

To complete the installation of entrance panels with flush or surface mounting boxes, rainproof frames, universal adapters and other accessories, see from page 81






# Sound System technology

## Reinforced 1200 series: audio entrance panels

### 2-module audio and additional entrance plates

							
<b>1220/35</b> No buttons, IK10 protection, sable grey	<b>1221/35</b> 1-button, IK10 protection, sable grey	<b>1222/35</b> 2-button, IK10 protection, sable grey	<b>1223/35</b> 3-button, IK10 protection, sable grey	<b>1224/35</b> 4-button, IK10 protection, sable grey	<b>1258/35</b> Additional, 8-button, IK10 protection, sable grey	<b>122D/35</b> Alphanumerical keypad, IK10 protection, sable grey	<b>122N/35</b> Additional, name-plate, IK10 protection, sable grey

### Accessories for 1200 and reinforced 1200 series

		
<b>R200</b> Single button for entrance panels	<b>0002/994</b> Strip with 4 diodes for 1+n wires connection	<b>R260</b> Green LED module for name card
<b>R200/50</b> As above, in pack of 50 pieces		

### ADDITIONAL INSTALLATION ACCESSORIES

To complete the installation of entrance panels with flush or surface mounting boxes, rainproof frames, universal adapters and other accessories, see from page 81

## 8000 series: audio entrance panels

### Standard modules for audio entrance panels

						
<b>8010</b> Standard audio module, light grey	<b>8011</b> 1-button standard audio module, light grey	<b>8012</b> 2-button standard audio module, light grey	<b>8001</b> 1-button, light grey	<b>8002</b> 2-button, light grey	<b>8003</b> 3-button, light grey	<b>8004</b> 4-button, light grey
						
<b>8006</b> 6-button, light grey	<b>8008</b> 8-button, light grey	<b>800N</b> House number, light grey	<b>8000</b> Blank module, light grey	<b>8016</b> Keypad module for opening an encoded lock, light grey		



# Sound System technology

## 8000 series: audio entrance panels

### Flush mounting boxes




**9191** 1 module  
**9192** 2 modules  
**9193** 3 modules

### Angular surface mounting boxes



**9312/A** 2 modules, light grey  
**9313/A** 3 modules, light grey  
**9322/A** 4 modules 2x2, light grey  
**9323/A** 6 modules 2x3, light grey

### Rainproof covers



**9211** 1 module, light grey  
**9212** 2 modules, light grey  
**9213** 3 modules, light grey  
**9221** 2x1 modules, light grey  
**9222** 2x2 modules, light grey  
**9223** 2x3 modules, light grey  
**9231** 3x1 modules, light grey  
**9232** 3x2 modules, light grey  
**9233** 3x3 modules, light grey  
**9242** 4x2 modules, light grey  
**9243** 4x3 modules, light grey

### Surface mounting boxes



**9311** 1 module, light grey  
**9312** 2 modules, light grey  
**9313** 3 modules, light grey  
**9321** 2x1 modules, light grey  
**9322** 2x2 modules, light grey  
**9323** 2x3 modules, light grey  
**9331** 3x1 modules, light grey  
**9332** 3x2 modules, light grey  
**9333** 3x3 modules, light grey  
**9342** 4x2 modules, light grey  
**9343** 4x3 modules, light grey

### Frames



**8081** For 1 module, RAL 7035 grey  
**8082** For 2 modules and for additional modules only, RAL 7035 grey  
**8083** For 3 modules and for additional modules only, RAL 7035 grey



# Sound System technology

## 8000 series: audio entrance panels

Audio entrance panels and boxes



**88T1**  
Audio with 1 button,  
for surface mounting,  
light grey



**8911**  
Audio with 1 button,  
for flush mounting,  
light grey



**891D**  
Audio with 2 buttons,  
for flush mounting,  
light grey



**921K**  
Rainproof cover  
for 891D,  
light grey



**931K**  
Surface mounting  
box for 891D,  
light grey

**88T2**  
As above,  
with 2 buttons

## 8100 series: audio entrance panels

Audio entrance panels and additional panels for surface mounting



**8100**  
Without buttons,  
aluminium



**8101**  
With 1 button,  
aluminium



**8102**  
With 2 buttons,  
aluminium



**8103**  
With 3 buttons,  
aluminium



**8104**  
With 4 buttons,  
aluminium



**8154**  
Additional panel  
with 4 buttons,  
aluminium



**8155**  
Additional panel  
with 5 buttons,  
aluminium

**8101/19**  
As above,  
light grey

**8102/19**  
As above,  
light grey



**8156**  
Additional panel  
with 6 buttons,  
aluminium



**8157**  
Additional panel  
with 7 buttons,  
aluminium

Accessories for 8000 and 8100 series



**0002/994**  
Strip with 4 diodes for  
1+n wires connection



# Sound System technology

## 1720 series: call button

### Call button



**1721**  
With 24 V  
3 W lamp,  
for flush mounting

## Petrarca series

### Interphones



**6200**  
Interphone with loudspeaker + 8 additional buttons, white

**6200/1**  
As above, with white buttons



**6201**  
Interphone with 8 additional buttons for 1+n wires connection, white

**620R**  
Interphone with buzzer for a.c. call + 8 additional buttons, white




**62K0**  
Interphone with lock button + additional button, for Sound System call, white



**6152**  
8 NO additional buttons for interphones



**6157**  
Additional NC button



**6154**  
Indication module with red LED and 8 transparent buttons

**6V54**  
Indication module with green LED and 8 transparent buttons



**6153**  
4-position switching module for setting the volume mode



**6155**  
Conversation privacy card



**615S**  
Additional chime (buzzer)



**6140**  
Desktop base for interphone, 2 m 6-conductor cable and terminal block, white

## 8870 series: interphones

### Interphones and accessories



**8875**  
Interphone with loudspeaker for Sound System call and 2 buttons, white



**8877**  
Interphone with 2 buttons, for 1+n wires connection, white



**8870**  
Interphone with buzzer for a.c. call and 2 buttons, white



**887U**  
Universal interphone, compatible with interphones from other manufacturers for ac and electronic call systems, white



**0002/816**  
Additional chime (buzzer)





# Sound System technology

## 6900 series: interphones

### Interphone



**6900**  
2-channel speakerphone  
interphone for surface  
mounting, white

## Additional devices for DIN (60715 TH35) rail installation

### Power supplies



**40102**  
Entry system supply  
unit, for Sound System  
call, 12 Vac, 120/230 V~  
50/60 Hz



**0931**  
Entry system supply unit,  
for Sound System call and  
4+n wires connection, 15 V,  
230 V~ 50/60 Hz



**931A**  
Entry system supply  
unit with entrance panel  
call function, for Sound  
System call and 4+n wires  
connection, 15 V, 230 V~  
50/60 Hz



**0936**  
Entry system supply unit,  
for 930F electronic unit  
and Sound System call,  
15 V, 230 V~ 50/60 Hz



**938A**  
Entry system supply  
unit, for intercom units  
and Sound System call,  
15 V, 230 V~ 50/60 Hz

**0931/240**  
As above,  
240 V~ 50/60 Hz

**931A/240**  
As above,  
240 V~ 50/60 Hz

**0936/240**  
As above,  
240 V~ 50/60 Hz

**938A/110**  
As above,  
110 V~ 50/60 Hz

**938A/240**  
As above,  
240 V~ 50/60 Hz

**931A/C17**  
As above,  
117 V~ 60 Hz



**6837**  
Entry system supply unit,  
for Sound System 1+n  
wires connection, 15 V,  
230 V~ 50/60 Hz



**0831**  
Entry system supply unit,  
for a.c. call and 4+n wires  
connection, 10-15 V, 230 V~  
50/60 Hz



**0836**  
Entry system supply unit,  
for 930F electronic unit  
and a.c. call, 10-15 V, 230 V~  
50/60 Hz



**0838**  
Entry system supply unit, for  
intercom units and a.c. call,  
10-15 V, 230 V~ 50/60 Hz

**6837/C17**  
As above,  
117 V~ 60 Hz

**837A**  
As above,  
with entrance panel call  
function



# Sound System technology

## Additional devices for DIN (60715 TH35) rail installation

### Switching modules



**0839/303.06**  
Automatic switching module  
for 3 audio entrance panels



**935A**  
Switching module for  
intercom networks

### Amplifiers



**0934**  
Sound System call  
amplifier, 230 V~ 50/60 Hz

**0934/240**  
As above,  
240 V~ 50/60 Hz

### Transformers



**M832**  
Safety transformer  
with 12 V~ output, 35 VA  
230 V~ 50/60 Hz



**0832/030**  
Safety transformer  
with 15 V~ output, 50 VA  
230 V~ 50/60 Hz

**0832/030.062**  
As above,  
240 V~ 50/60 Hz



**0170/001**  
3 A 230 V~ change-over  
relay, power supply  
12 Vdc or Vac

### Relays

### Surface mounting chimes



**860A**  
With different calls for  
2 entrances, 230 V~

**860A.240**  
As above, 240 V~



**860B**  
with different calls for  
2 entrances, 15 Vac

**860C**  
As above for 3 entrances,  
12-15 Vdc, 12-15 Vac,  
9 V battery



**0002/841.05**  
Electronic call repeater  
loudspeaker



8 007352 614727

BC19011 EN 1902



Viale Vicenza, 14  
36063 Marostica VI - Italy  
Tel. +39 0424 488 600  
Fax +39 0424 488 709  
[www.vimar.com](http://www.vimar.com)