


Installation Guide


5/8-Port Gigabit Desktop Switch

Panel Explanation


Power LED


-  **Power**
- On:** Power on
- Off:** Power off
- Flashing:** Loop occurs in the network topology


Link/Act LED

-  **On:** Running at 10/100/1000 Mbps
- Off:** No device is linked to the corresponding port
- Quick flashing:** Transmitting/receiving data
- Slow flashing:** Loop is detected on the corresponding port

Switch

-  **Off** **On**
Loop Prevention
- On:** The switch will monitor and address loop-related issues within the network structure to prevent disruptions caused by redundant pathing
- Off: (default)** The switch will not try to monitor or address loop-related issues

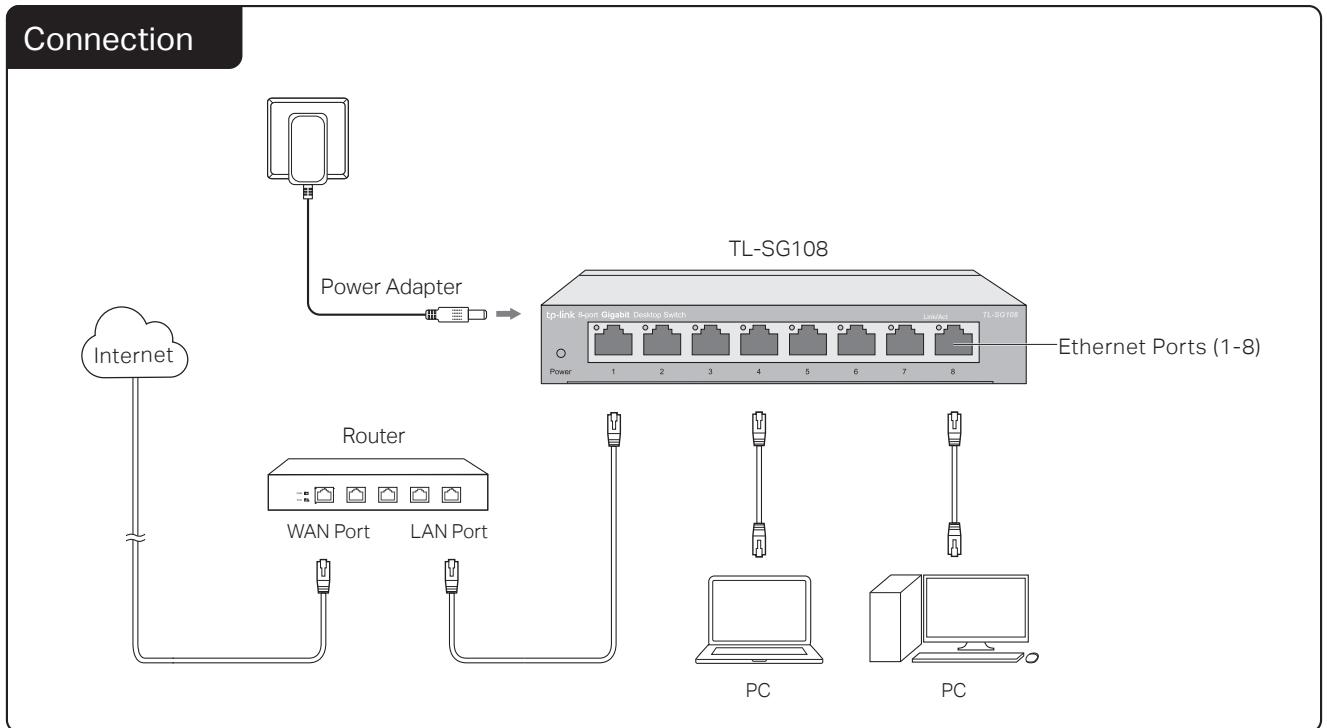
 To ask questions, find answers, and communicate with TP-Link users or engineers, please visit <https://community.tp-link.com> to join TP-Link Community.

 For technical support and other information, please visit <https://www.tp-link.com/support>, or simply scan the QR code.



Note:

For simplicity, we will take TL-SG108 for example throughout this Guide.



Specifications

General Specifications

Standard	IEEE802.3, IEEE802.3i, IEEE802.3u, IEEE802.3ab, IEEE802.3x, IEEE802.1p
Protocol	CSMA/CD
Data Transfer Rate	Ethernet: 10 Mbps (Half Duplex), 20 Mbps (Full Duplex) Fast Ethernet: 100 Mbps (Half Duplex), 200 Mbps (Full Duplex) Gigabit Ethernet: 2000 Mbps (Full Duplex)
Network Media (Cable)	10Base-T: UTP category 3, 4, 5 cable (maximum 100 m) EIA/TIA-568 100 Ω STP (maximum 100 m) 100Base-TX: UTP category 5, 5e cable (maximum 100 m) EIA/TIA-568 100 Ω STP (maximum 100 m) 1000Base-T: UTP category 5e cable (maximum 100 m) EIA/TIA-568 100 Ω STP (maximum 100 m)
Interface	5/8 10/100/1000 Mbps Auto-Negotiation RJ45 Ports
LED Indicators	Power, Link/Act LED
Transfer Method	Store-and-Forward
MAC Address Learning	Automatically learning, automatically aging
Frame Forward Rate	10Base-T: 14881pps/Port 100Base-TX: 148810pps/Port 1000Base-T: 1488095pps/Port
Wall Mountable	Yes
Distance Between Mounting Holes	TL-SG105/TL-SG105S: 39 mm TL-SG108/TL-SG108S: 94 mm

Environmental and Physical Specifications

Operating Temperature	0 °C to 40 °C (32 °F to 104 °F)
Storage Temperature	-40 °C to 70 °C (-40 °F to 158 °F)
Operating Humidity	10% to 90%RH non-condensing
Storage Humidity	5% to 90%RH non-condensing

Safety Information

- Keep the device away from water, fire, humidity or hot environments.
- Do not attempt to disassemble, repair, or modify the device. If you need service, please contact us.
- Do not use damaged charger or USB cable to charge the device.
- Do not use any other chargers than those recommended.
- Adapter shall be installed near the equipment and shall be easily accessible.
- Use only power supplies which are provided by manufacturer and in the origin packaging of this product. If you have any questions, please don't hesitate to contact us.

Frequently Asked Questions (FAQ)

Q1. The Power LED is not lit.

The Power LED should be lit when the power system is working normally. If the Power LED is not lit, check as follows:

- A1:** Make sure the power adapter is connected to the switch with power source properly.
- A2:** Make sure the voltage of the power supply meets the requirements of the input voltage of the switch.
- A3:** Make sure the power source is ON.

Q2. The Link/Act LED is not lit when a device is connected to the corresponding port.

It is recommended that you check the following items:

- A1:** Make sure that the cable connectors are firmly plugged into the switch and the device.
- A2:** Make sure the connected device is turned on and works normally.
- A3:** The cable must be less than 100 meters long (328 feet).

Q3. Why does the switch fail to detect and block a loop from occurring in the network topology when Loop Prevention is enabled?

A: When this switch is connected to other non-terminal devices, such as switches of other brands, and the device is incapable of correctly processing or forwarding loop detection packets, the Loop Prevention function will be limited. It is recommended to connect the terminal devices directly to this switch or connect non-terminal devices with complete forwarding capability to this switch.



EU declaration of conformity

TP-Link hereby declares that the device is in compliance with the essential requirements and other relevant provisions of directives 2014/30/EU, 2014/35/EU, 2009/125/EC, 2011/65/EU and (EU)2015/863. The original EU declaration of conformity may be found at <https://www.tp-link.com/en/support/ce/>

UK declaration of conformity

TP-Link hereby declares that the device is in compliance with the essential requirements and other relevant provisions of the Electromagnetic Compatibility Regulations 2016 and Electrical Equipment (Safety) Regulations 2016.

The original UK declaration of conformity may be found at <https://www.tp-link.com/support/ukca/>