



FaceStation Quick Start Guide

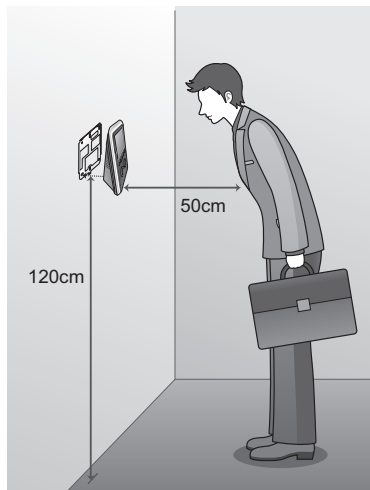
FaceStation is a state-of-the-art face recognition terminal using Suprema's advanced adaptive IR illumination technology. Please pay care attention to the instructions and precautions to maximize its performance.

Installation

See the user manual for more details on the installation of the device.

Recommended Installation Height	User Height Range	
	Minimum	Maximum
Bottom of the bracket		
90cm	125cm	175cm
100cm	135cm	185cm
110cm	145cm	195cm
120cm	155cm	205cm

※ The recommended installation height refers to the distance from the ground to the bottom of the bracket.



Installation Precautions

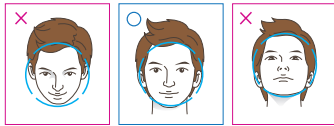

- Optimal Installation Height: 120cm (Ideal for user height's between 155cm - 205cm)
- It is recommended to determine the installation height based on the shortest user.
- A uniform installation height must be maintained when installing multiple devices for the same user group.
- The device is designed for indoor use.
- When installing the device near a window, install the device at least 3 meters from the window.
- Avoid installation locations where there is direct sunlight on or behind the face.

Registering a Face



Go to **Menu > User > Enroll User** and press **Face** to register a Face ID.

- Maintain a distance of 40cm to 80cm from the device when registering your face.
- If there is no progress, slightly move your face while maintaining the blue circle.
- If there is difficulty in registering a face, go to **Menu > Device > Face** and decrease the **Enrollment Sensitivity**.


1 Stare directly at the screen.





2 Move your face up and down.



3 Move your face back and forth.



4 Move your face right and left.



Face Registration and Authentication Precautions



Remove any object obstructing your face. The eyes and eyebrows must be fully exposed.



Only one person can use the device at a time.



Do not wear sunglasses when using the device.

※ Please refer to the user manual for details on how to enroll users with glasses.



Suprema Inc.

16F Parkview Tower, 6 Jeongja, Bundang, Seongnam, Gyeonggi, 463-863 Korea

Tel: +82-31-783-4502 | Fax: +82-31-783-4503

Email: sales@supremainc.com | Homepage: www.supremainc.com