

The INT-KLCD-GR and INT-KLCD-BL keypads are designed for operating and programming the INTEGRA series and CA-64 control. They can also be used for programming the ACU-100 wireless system controller.

The keypads differ in the backlight color of their display and keys, which is green in the INT-KLCD-GR and blue in the INT-KLCD-BL.

Each keypad has 17 keys which enable the operator to navigate through the menu, enter data, and start selected functions. It is also provided with a buzzer to confirm keypad operations and signal events occurring in the alarm system.

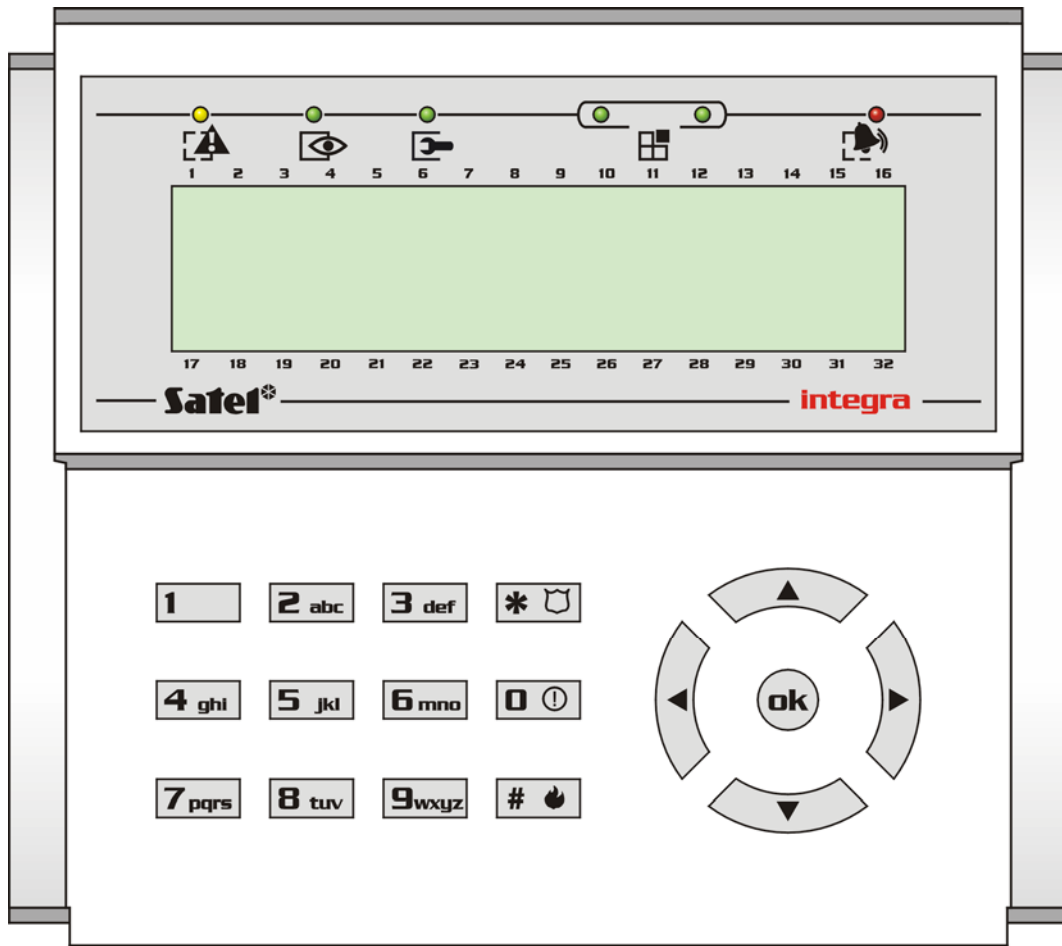


Fig. 1. View of the keypad.




6 LED indicators show the current status of the system.



ALARM (red color) - steady light of the LED indicates alarm. When the alarm period expires, the alarm memory is signaled by the LED blinking. The LED goes out after alarm reset.



TROUBLE (yellow color) – blinking LED indicates a failure in the alarm system. The LED is temporarily extinguished when partitions controlled by the keypad are armed.

-  **ARMED** (green color) - the LED is blinking when some of the partitions are armed, and emitting steady light when all partitions controlled by the keypad are armed.
-  **SERVICE** (green color) - the LED is blinking when the control panel is in the service mode (the function is only available to the user to whom a service code has been assigned).
-  **GROUP** (two green color LEDs) - used in graphic mode functions to indicate which data set is currently displayed. The LEDs can show the number of zones or outputs, or indicate the appropriate expander bus.

For further information concerning the installation and operation of the keypad please refer to the **INSTALLER MANUAL** and **USER MANUAL** of the **INTEGRA** or **CA-64** alarm control panel.

Technical data

Nominal supply voltage ($\pm 15\%$).....	12V DC
Maximum current consumption	100mA
Average current consumption.....	17mA
Operating temperature range	-10°C...+55°C
Housing dimensions (width x height x thickness).....	140x126x26mm
Device complies with the standard EN50131 Grade III.	

The latest EC declaration of conformity and product approval certificates are available for downloading on website www.satel.pl



SATEL sp. z o.o.
ul. Schuberta 79
80-172 Gdańsk
POLAND
tel. + 48 58 320 94 00
info@satel.pl
www.satel.pl