

The CA-10 KLCD keypad is designed for operating and programming the CA-10 control panel. The keypad comes with a large liquid-crystal display and 16 keys which enable the operator to navigate through the menu, enter data, and start selected functions. Backlighting is provided both for the display and the keys. The keypad is fitted with a buzzer to confirm any keypad operations and signal events occurring in the alarm system.

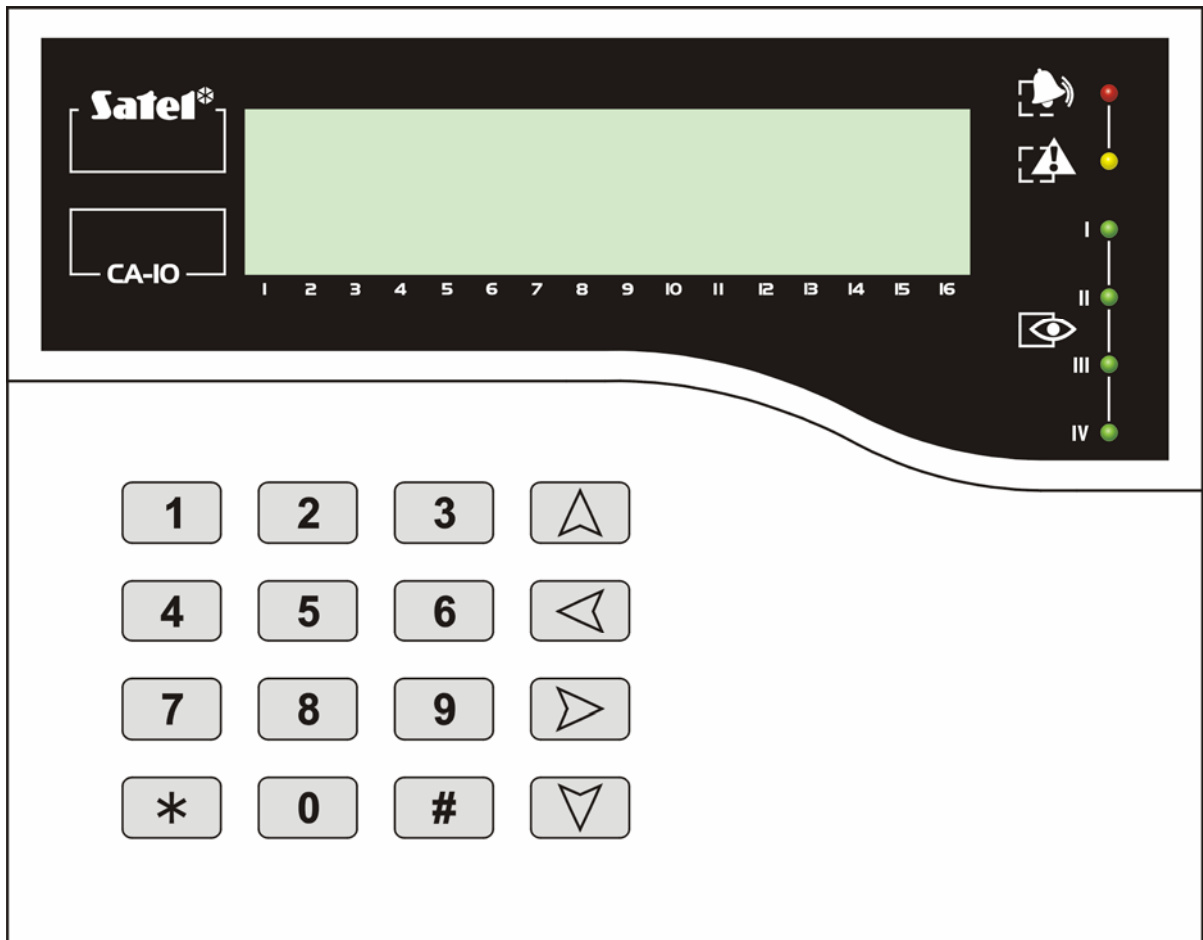


Fig. 1. View of the keypad.

6 LED indicators show the current status of the system:






**ALARM** (red color) - blinking LED indicates alarm in partition. The LED goes out after alarm reset.








**TROUBLE** (yellow color) – blinking LED indicates there is a failure in the alarm system.



**ARMED** – 4 LEDs (green color), designated with Roman numerals from I to IV and assigned to 4 partitions (I – partition 1, II – partition 2, III – partition 3, IV – partition 4) – LED ON indicates that the particular partition is armed. The blinking LED indicates that partition exit delay countdown is in process.

Some of the control panel states are additionally indicated by the following combinations of the  [ALARM],  [ARMED] and  [TROUBLE] LEDs:

-  [ALARM] and  [ARMED] LEDs (one of the LEDs I to IV, depending on which partition the keypad is assigned to) are blinking alternately - the control panel is in the service mode;
-  [ALARM],  [TROUBLE] and  [ARMED] LEDs (one of the LEDs I to IV, depending on which partition the keypad is assigned to) are blinking simultaneously - the control panel signals entering into the user functions menu.

For further information regarding the installation and operation of the keypad please refer to the INSTALLER MANUAL and USER MANUAL of the CA-10 alarm control panel.

## Technical data

Nominal supply voltage ( $\pm 15\%$ ).....	12V DC
Average current consumption.....	95mA
Operating temperature range .....	-10°C...+55°C
Housing dimensions (width x height x thickness).....	160x126x38mm

The latest EC declaration of conformity and product approval certificates are available for downloading on the [www.satel.pl](http://www.satel.pl) website



SATEL sp. z o.o.  
 ul. Schuberta 79  
 80-172 Gdańsk  
 POLAND  
 tel. + 48 58 320 94 00  
 info@satel.pl  
 www.satel.pl