



# SolleySec



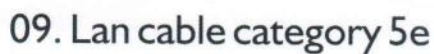

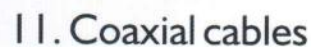
**SPECIAL CABLES**



**SolleySec**



**Production Made in Italy**

 INDEX **03. Cable for security system** 04. Alarm cable 05. Fire Alarm cable 06. Fire Proof cable 07. Combi RG59 & Minicoax **08. Coax & Lan cable** 09. Lan cable category 5e 10. Lan cable category 6 11. Coaxial cables **12. Photovoltaic system** 13. Solar cable **14. Telephone cable & Loudspeaker cable** 15. Telephone cables 16. Loudspeaker cable



Alarm cable - Fire Alarm cable - Fire Proof cable  
Combi RG59 & Minicoax

**SolleySec**

# CABLE FOR SECURITY SYSTEM







## MULTICONDUCTOR FOIL SHIELDED AND UNSHIELDED RISER-RATED PVC

### Application:

Security and Alarm Systems  
Intercom/Public Address Systems

### Conductor:

Stranded Bare Red Copper or tinned copper

### Insulation:

Color-Coded PVC

### Shield:

Alluminum/polyester with stranded red or tinnd Copper Drain Wire

**Jacket:** WHITE PVC

**Temperature range**  
In motion -10°C till + 70°C

**Standard Packaging:**

Coils 100 mt

### Technical Specification

ORDER CODE	Number of conductors and size mm <sup>2</sup>	Conductor Resistance Ohm/Km	Diamentro Esterno mm	Peso Cavo Kg. x 100 mt	Operating Volatge V
2AL222	2 x 0.22	105	3.2	1.6	250
2AL422	4 x 0.22	105	3.6	2.1	250
2AL622	6 x 0.22	105	4.1	2.6	250
2AL822	8 x 0.22	105	4.5	3.3	250
2AL1022	10 x 0.22	105	5.2	4	250
2AL50222	2 x 0.50 + 2 x 0.22	39 / 105	4.2	2.7	250
2AL50422	2 x 0.50 + 4 x 0.22	39 / 105	4.6	3.5	250
2AL50622	2 x 0.50 + 6 x 0.22	39 / 105	5.15	4.1	250
2AL50822	2 x 0.50 + 8 x 0.22	39 / 105	5.35	4.7	250
2AL501022	2 x 0.50 + 10 x 0.22	39 / 105	5.7	4.8	250
2AL75222	2 x 0.75 + 2 x 0.22	26 / 105	4.65	3.3	250
2AL75422	2 x 0.75 + 4 x 0.22	26 / 105	5.1	4.4	250
2AL75622	2 x 0.75 + 6 x 0.22	26 / 105	5.35	5	250
2AL75822	2 x 0.75 + 8 x 0.22	26 / 105	5.7	5.8	250
2AL75122	2 x 0.75 + 10 x 0.22	26 / 105	6.1	6.2	250

Other Cable with customer specification available on demand

This product complies with European Directive CEI 20-22 / IEC 332

On special orders, the customer will accept all factory lengths and +/- 10 percent of total order requested.

The jacket is sequentially foot marked. Rip cord added under jacket for ease of jacket removal.





**PVC Insulation**  
**Multicores, Layers, Collective screen**

**Application:**  
 Communication and signalling in  
 FIRE ALARM Systems

**Conductor:**  
 Stranded Pure Red Copper

**Insulation:**  
 Polyvinylchloride rated

Collective Screen of aluminum polyester tape with red drain wire and wrapped by polyester tapes

**Sheath:**  
 Flame retardant polyvinylchloride RED colored.

**Standard packaging**  
 Coils: 100 mt



## Technical Specification

ORDER CODE	Number of conductors and size mm <sup>2</sup>	Conductor Resistance Ohm/Km	Test Voltage V c.c.	Operating Voltage V	Temperature Range C°
3ANT2050	2 x 0.50	39	2500	250	-10 / +80
3ANT2075	2 x 0.75	26	2500	250	-10 / +80
3ANT2010	2 x 1.00	19,5	2500	250	-10 / +80
3ANT2015	2 x 1.50	13,3	2500	250	-10 / +80
3ANT2025	2 x 2.50	7,98	2500	250	-10 / +80

Other Cable with customer specification available on demand

This product complies with European Directive CEI 20-22II / IEC 332  
 On special orders, the customer will accept all factory lengths and +/- 10 percent of total order requested.  
 The jacket is sequentially foot marked. Rip cord added under jacket for ease of jacket removal.





### PVC Insulation

Multicores, Layers, Collective screen

### Application:

FIRE FIGHTING Alarm Systems in harardous area where the safety is higly required during fire condition. The Sheath guarantee the cable flame resistance for more than 180 minutes.

### Conductor:

Standed Twisted or Plain Red Copper insulated with Flame barrier Mica tape.

### Insulation: PVC G10 QUALITY

### Screen:

Collective Screen of aluminum polyester tape with tinned drain wire and wrapped by polyester tapes.

### Sheath:

Halogen free, low smoke thermoplastic material, red colour. (LSZH)

### Fire resistant property:

750° C according to IEC60331

### Standard Packaging:

Colis 100 mt



### Technical Specification

ORDER CODE	Number of conductors and size mm <sup>2</sup>	Conductor Resistance Ohm/Km	Test Voltage V c.c.	Operating Voltage V	Temperature Range C°
AFU2010	2 x 1.00	19.5	3000	250	-10 / +70
AFU3010	3 x 1.00	19.5	3000	250	-10 / +70
AFU4010	4 x 1.00	19,5	3000	250	-10 / +70
AFU2015	2 x 1.50	13.3	3000	250	-10 / +70
AFU3015	3 x 1.50	13.3	3000	250	-10 / +70
AFU4015	4 x 1.50	13.3	3000	250	-10 / +70
AFU2025	2 x 2.50	7.98	3000	250	-10 / +70
AFU3025	3 x 2.50	7.98	3000	250	-10 / +70
AFU4025	4 x 2.50	7.98	3000	250	-10 / +70


Other Cable with customer specification available on demand

This product complies with European Directive CEI 20-11, 20-38, 20-22II, 20-36 / IEC 60331 BS 6387

On special orders, the customer will accept all factory lengths and +/- 10 percent of total order requested.

The jacket is sequentially foot marked. Rip cord added under jacket for ease of jacket removal.





## COAXIAL CABLES + PVC INSULATED CONDUCTORS

### Application:

Ideal for use in consumer and industrial devices for both controlling and signal transmission of local CCTV System.

### Combinations Available List

RG59+2X0.50  
 RG59+2X0.50+2X0.22  
 RG59+2X0.75  
 RG59+2X0.75+2X0.22  
 RG59+2X1.50  
 RG59+2X1.50+2X0.22  
 MINICOAX+2X0.50  
 MINICOAX+2X0.50+2X0.22  
 MINICOAX+2X0.75  
 MINICOAX+2X0.75+2X0.22

**Outer jacket:** White, P.V.C

### Coaxial Cables Technical Specifications

	RG59 75 Ohm	MINICOAX 75 Ohm
Conductor	CCS 0.60 mm	CU 0.50 mm
Insulation	PE	PE
Shield	Braiding cu 90%	Branding cu 80%
Jacket	BLACK P.V.C.	WHITE P.V.C.

### Technical Specification

Conductors Size mm <sup>2</sup>	Conductor Resistance Ohm/Km	Insulation Resistance MOhm/Km	Testing Voltage V c.a.	Temperature Range °C
0.22	105	200	2000	-10 / +70
0.50	39	200	2000	-10 / +70
0.75	26	200	2000	-10 / +70
1.50	13.3	200	2000	-10 / +70

Other Cable with customer specification available on demand

This product complies with European Directive IEC 332

On special orders, the customer will accept all factory lengths and +/- 10 percent of total order requested. The jacket is sequentially foot marked. Rip cord added under jacket for ease of jacket removal.




Lan cable Category 5e - Lan cable Category 6  
Coaxial cable

**SolleySec**

# COAX & LAN CABLE







**UTP 4 X 2 X 24 AWG**  
Unscreened Twisted Pairs

**FTP 4 X 2 X 24 AWG**  
Screened Foiled Twisted Pairs

**Application:**

Cable for voice and data transmission at high velocity (frequencies until 100 MHz cat. 5e) in a structured cabling system.

**Conductor:**

24 AWG Solid Bare Conductor.

**Insulation:**

Solid Polyethylene

**Pairs:**

2 insulated conductors twisted together Lay varied to minimize crosstalk

**Assembly:**

4 Pairs twisted together

**FTP Screen**

Alluminum Polyester tape and 0,5 mm plain tinned copper drain wire.

**Sheath:**

Flame retardant PVC

**Electrical properties at 20°C**

Conductor loop resistance: < 192 Ohm/Km

Operating capacity max 55,8 nF/Km a 1 kHz.

Characteristic impedance: 100 +/- 15% Ohm

Propagation Velocity: 66%

**Technical Specification**

Frequency MHz	Attenuation dB/100 m	NEXT dB	ACR dB	ELEFEXT dB	RL dB
4	4.1	56.3	52.2	51.7	23.0
8	5.8	51.8	46	45.7	23.0
10	6.5	50.3	43.8	43.8	23.0
16	8.2	47.3	39.1	39.7	23.0
20	9.3	45.8	36.5	37.7	23.0
25	10.4	44.3	33.9	35.8	22.0
31.25	11.7	42.9	31.2	33.9	21.1
62.5	17	38.4	21.4	27.8	18.0
100	22	35.3	13.3	23.8	16.0

This product complies with European Directive IEC 11801


On special orders, the customer will accept all factory lengths and +/- 10 percent of total order requested.

The jacket is sequentially foot marked. Rip cord added under jacket for ease of jacket removal.



**UTP 4 X 2 X 23 AWG**  
Unscreened Twisted Pairs

**FTP 4 X 2 X 23 AWG**  
Screened Foiled Twisted Pairs



**Application:**

Cable for voice and data transmission at high velocity (frequencies until 250 MHz cat. 6) in a structured cabling system.

**Conductor:**

23 AWG Solid Bare Conductor.

**Insulation:**

Solid Polyethylene

**Insulation**

Solid Polyethylene

**Pairs:**

2 insulated conductors twisted together Lay varied to

**Assembly:**

4 Pairs twisted together

**FTP Screen**

Alluminum Polyester tape and 0,5 mm plain tinned copper drain wire.

**Sheath:**

Flame retardant PVC

**Electrical properties at 20°C**

Conductor loop resistance: < 145 Ohm/Km

Operating capacity max 48 nF/Km a 1 kHz.

Characteristic impedance: 100 +/- 15% Ohm

Propagation Velocity: 68%

**Technical Specification**

Frequency MHz	Attenuation dB/100 m	NEXT dB	ACR dB	ELEFEXT dB	RL dB
4	3.7	65	56	53	23.0
10	5.9	59	48	45	25.0
16	7.5	56	44	41	25.0
20	8.4	55	42	39	25.0
31.25	10.6	52	38	35	23.64
62.5	15.4	47	32	29	21.54
100	19.8	44	28	25	20.11
200	29	40	22	19	18.00
250	32.8	38	20	17	17.32

This product complies with European Directive IEC 11801

On special orders, the customer will accept all factory lengths and +/- 10 percent of total order requested.

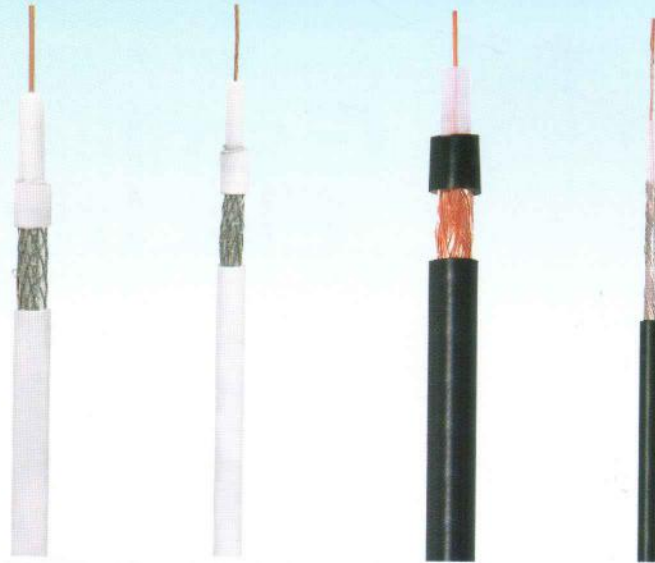
The jacket is sequentially foot marked. Rip cord added under jacket for ease of jacket removal.



## CCTV, CATV, MATV, SAT

### Application:

Low Attenuation patented coaxial cables for underground laying of distribution network, CCTV System, Satellite Broadcasting, TV Patented coaxial Cables, digital signals.



Specification	RG6	SAT5A	RG59	MINI RG59
Inner conductor (mm)	1.03 CCS	0,75 CCS	0.60 CCS	0.40 CCS
Dielectric (Material/diameter)	4.8 FOAM PE	3.2 FOAM PE	4.7 PE	1.75 PE
Foil	AL / POL	AL / POL	//	////
Braid	AL 48 x 0.12	AL 48 x 0.12	128 x 0.12	CU
Coverrage(%)	45	45	95	95
Outer sheath (mm)	PVC 6.6	PVC 5.2	PVC 6	PVC 2.9
Characteristic impedance (Ohm)	75	75	75	75
<b>Nominale attenuation</b>				
at 47 MHz (dB/100M)	4.8	6.5	8	19
at 100 MHz (dB/100M)	6.7	8.4	10.9	28.5
at 230 MHz (dB/100M)	9.3	13.6	17.8	41.6
at 400 MHz (dB/100M)	12.1	17.5	24.0	60.8
at 800 MHz (dB/100M)	17.4	25.3	36.8	89.0
at 860 MHz (dB/100M)	18.0	27.1	38.0	93.0
at 1000 MHz (dB/100M)	20.1	28.4	42.4	102.0
Capacitance (pF/mt)	52	52	68	68
Velocity radio (%)	82	82	65	65

On special orders, the customer will accept all factory lengths and +/- 10 percent of total order requested. The jacket is sequentially foot marked. Rip cord added under jacket for ease of jacket removal.



Solar Cable

**SolleySec**

# PHOTOVOLTAIC SYSTEM







## SOLAR CABLE for wiring solar system

### Application:

GEMIELECTRIC SOLAR CABLE is used as individual connection of the solar modules.

### Special Features:

- Extended temperature range
- Flame retardant
- Excellent weather- and UV resistance
- Good flexibility

### Conductor:

Tinned copper strands CL 5

### Insulation:

LSZH EPR BLACK COLOURED

### Sheath:

LSZH TPE (BLACK-RED-BLUE) COLOURED

TYPE	OUTER Ø +/- 0,3 mm
1 x 1.5	5.1
1 x 2.5	5.6
1 x 4	6.2
1 x 6	7.0
1 x 10	8.2
1 x 16	9.7
1 x 25	10.9

### Common Electrical properties

Insulation resistance >750 Mohm x km

Testing Voltage 4000 V a.c.

Operating Voltage 1000 V a.c.

Temperature Range -40 +120°C

Bending radius x 4

This product complies with European Directive EN 60228 EN 60811 EN 50267-2-1 EN 50363

On special orders, the customer will accept all factory lengths and +/- 10 percent of total order requested.

The jacket is sequentially foot marked. Rip cord added under jacket for ease of jacket removal.



Telephone cable - HI-FI STEREO Loudspeaker

**SolleySec**

# TELEPHONE CABLE & LOUDSPEAKER CABLE







## PVC Insulated Multipairs

### Application:

This cable is used for indoor installation and interconnection, Telegraph and Electronic Equipment.

### Conductor:

Solid, Plain / tinned Copper.

### Insulation:

Solid Polyethylene

### Assembly:

Cores are twisted into pairs and pairs are twisted together to form a cable core.

### Sheath:

Polyvinylchloride as per IEC 189-2 and nylonrip cord is provided under the sheath for easy stripping.

### Common Electrical properties at 20°C

Conductor loop resistance: 67,9 Ohm/km

Insulation resistance min 500 Mohm x km

Operating capacity max. 120 nF/km

Operating Voltage: max 150 V

Temperature Range -10 /+ 80°C.


Number of conductors and diameter mm	Outer Diameter +/- 0,3 mm	Weight Kg. / 100 mt.
2 x 2 x 0.6	5.3	3.2
3 x 2 x 0.6	6	4.2
4 x 2 x 0.6	6,5	5.1
6 x 2 x 0.6	7.6	6.9
8 x 2 x 0.6	8.4	8.9
10 x 2 x 0.6	9,2	10.7
20 x 2 x 0.6	12.2	20.8
26 x 2 x 0.6	13	27.8
30 x 2 x 0.6	14.2	30

This product complies with European Directive IEC 189

On special orders, the customer will accept all factory lengths and +/- 10 percent of total order requested.

The jacket is sequentially foot marked. Rip cord added under jacket for ease of jacket removal.





**Flat Flexible Twin Stranded Red Copper  
PVC insulated ( Black & Red colored)**

**Flat Flexible S tranded Tinned & Red  
Copper Transparent PVC insulated**

**Application:**

**Audio analogical signals. Used for installation in normal indoor environments.  
Long distance high signal purity.**

**Conductor:**

Stranded Red Copper.  
Stranded Red Copper & Tinned Copper.

**Insulation:**


P.V.C. Black and Red colored  
P.V.C. Transparent

**Technical Specification**

Number of conductors and size mm <sup>2</sup>	Dimension mm	Insulation resistance MOhm/Km	Opearting Volatge V a.c.	Temperature range °C	Weight Kg. 100 mt.
2 x 0.50	2.40 x 4.80	200	250	-10 / +70	2.1
2 x 0.50	2.50 x 5.00	200	250	-10 / +70	2.9
2 x 0.50	2.60 x 5.20	200	250	-10 / +70	3.2
2 x 0.50	2.70 x 5.60	200	250	-10 7 +70	4.4
2 x 0.50	3.50 x 7.00	200	250	-10 / +70	7
2 x 0.50	4.60 x 9.20	200	250	-10 / +70	11

**This product complies with European Directive IEC 227 - HD 21.1**  
On special orders, the customer will accept all factory lengths and +/- 10 percent of total order requested.  
The jacket is sequentially foot marked. Rip cord added under jacket for ease of jacket removal.









**SolleySec**

**MASCO Biztonságtechnikai és Nyílászáró Automatizálási Kereskedelmi Kft.**  
**1045 Budapest, Madridi út 2.**

**Tel: (06 1) 3904170, Fax: (06 1) 3904173, E-mail: [masco@masco.hu](mailto:masco@masco.hu), [www.masco.hu](http://www.masco.hu)**