



## Automatic 24V Hybrid Barrier

## Max beam length

2 - 8 m

## Opening time

1,5 - 6 s

## Use frequency

## Continuous use



- 2,000,000 cycles thanks to the Brushless + Hydraulic motor and **"unlimited" springs**
- Removable cabinet available in 4 colours or stainless steel.
- High logistic optimization: a single barrier model suitable for all lengths.



Watch the video  
[vimeo.com/faacgroup/b680h-en](https://vimeo.com/faacgroup/b680h-en)

## DIMENSIONS AND TECHNICAL SPECIFICATIONS

Model	B680H
Power supply voltage	Switching: 100 ÷ 240V~ 50/60 Hz
Electric motor	Brushless 36V ---
Motor rotation speed	1000 ÷ 6000 rpm
Max. power	240 W
Motor-pump unit capacity	3.2 lpm
Material type	Steel
Type of treatment	100 micron protective primer + polyester painting or stainless steel cabinet
Encoder	Magnetic absolute encoder
Type of deceleration	Electronic - via encoder
Type of beam	Round
Operating ambient temperature	-20°C ÷ +65°C
Protection class	IP56 (TÜV certified)
Weight	85 Kg (65 Kg pillar + 20 Kg cabinet)
Type of oil	FAAC HP OIL
Dimensions (LxDxH)	469 x 279 x 1100 mm
Beam max length	2 ÷ 8 m
Opening time	1,5 s (90° - 2m) - 6 s (90° - 8m)
Use frequency	100%
Electronic equipment	E680

## FAMILY MODELS

Model	Item code
B680H	104680

## PACKS

**B680H includes:** barrier cabinet with electronic equipment and absolute encoder, hydraulic drive transmission system, installation accessories, triangular release key.  
**DOES NOT** include beam bracket, balancing spring (sold together with another code) and the cabinet.

Typical Installation Examples page. 305

## ELECTRONIC CONTROL UNITS



E680S Control Unit  
Info at page 159

63003452

## CABINETS



Red cabinet RAL 3020

416016



Cabinet  
Blue RAL 5011

416017



Cabinet  
White RAL 9010

416018

>>



Cabinet  
Grey RAL 9006

416019



Stainless steel cabinet

416020

## PIVOTING ROUND BEAMS AND SPECIFIC ACCESSORIES



Pivoting round beams

Length (mm)	Item code
3.000	428176

3.000

428176

It is not possible to install skirt kits, end foot and fork on the new round pivoting beams.



Beam bracket for  
pivot round beam -  
(STAINLESS STEEL)

428163



S Spring  
(required for pivoting  
round beams)

63000169

>>



Break-in sensor for  
pivoting round beams

390828

## BEAMS S: UP TO 5 M PASSAGE WIDTH



Pocket and balancing S spring


428436

## Accessories for round beams S based on the effective span of the passage

	Lights	Skirt	End foot
up to 4.5 m	X	X	X
from 4.5 m to 5 m	X		
from 4.5 m to 5 m modular (with collar assembly)			

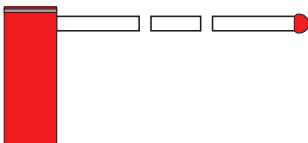
- All beams are provided with protective rubber on the lower side and provision for lights on the upper side. The adhesive reflectors are not included.
- The beam profiles have a 75 mm round section in order to be effective also in windy areas.
- The joint of the modular beams is invisible after installation.

## WHOLE BEAMS S



Model	Item code
Whole Beam S 2.3 m	428045
Whole Beam S 3.3 m	428042
Whole Beam S 4.3 m	428043
Whole Beam S 5.3 m	428044

## MODULAR BEAMS S



Model	Item code
Joint S	428615
Initial Beam S 2.3 m	428045
Initial Beam S 3.3 m	428042
Final Beam S 2 m	428046

## BEAMS L: FROM 5 M UP TO 8 M PASSAGE WIDTH



Pocket and balancing L spring

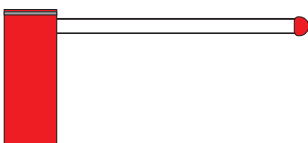
428437

## Accessories for round beams L based on the effective span of the passage

	Lights	Skirt	End foot
from 5 m to 7 m	X	X	X
from 7 m to 7.5 m	X	X (without end foot)	X (without skirt)
from 7.5 m to 8 m	X		X

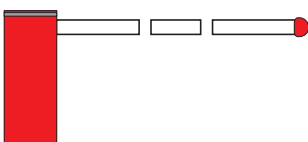
- All beams are provided with protective rubber on the lower side and provision for lights on the upper side. The adhesive reflectors are not included.
- The beam profiles have a 85 x 95 mm elliptical section in order to be effective also in windy areas.
- The joint of the modular beams is invisible after installation.

## WHOLE BEAMS L




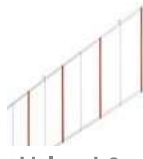
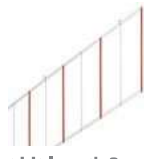



Model	Item code
Whole Beam L 5.3 m	428047

## MODULAR BEAMS L



Model	Item code
Joint L	428616
Initial Beam L 4 m	428048
Final Beam L 2.3 m	428049
Final Beam L 3.3 m	428050
Final Beam L 4.3 m	428051

**COMMON ACCESSORIES FOR ALL APPLICATIONS**

					
Foundation plate	Skirt kit length 2 m	Skirt kit length 3 m	Adjustable fork for beam support	Support plate for fork	Adjustable end foot for beam support
490139	428441	428446	428806	737621	428805

>>

					
Articulated kit for round beam S (max 4 m)	Integrated flashing traffic light	Beam light connection kit	Luminous cord 12 m pack	XBAT 24 emergency battery kit	XBAT connection kit (to be ordered with 390923)
428444	410033	390992	390993	390923	390080 € 37.00

>>

				
Adhesive reflector kit (6 pcs.)	Supplementary triangular release key (10 pcs. pack)	Release lock with customised key	Anti-vandal valve protects the hydraulic system if the beam is forced	Anti-panic unit
490117	713002	71209101-10	401069	401051

**NOTE**

It is also possible to connect the XLED external flashing light  
 The anti-panic unit and the anti-vandal valve cannot coexist on the same barrier. It allows manual opening of the beam in case of power cut.

<b>OTHER ACCESSORIES</b>	<b>Key operated buttons</b> page 179	<b>Laser Sensors</b> page 194	<b>Transmitters and receivers</b> page 171	<b>Photocells and columns</b> page 187	<b>Flashing lights</b> page 197	<b>Various accessories</b> page 198
--------------------------	---	----------------------------------	---	---	------------------------------------	--