



E-SURVEILLANCE CATALOGUE 2002/2003

CHANGING



THE WAY



BUSINESS



COMMUNICATES

SECURITY IS NO LONGER A LUXURY.

www.sonybiz.net

CORPORATE COMMUNICATIONS | SURVEILLANCE | VIDEOCONFERENCING
BROADCAST | MEDICAL AND DIGITAL IMAGING | BUSINESS PRESENTATIONS

SONY

INTRODUCTION

As the need for heightened levels of security rises in shopping centres, banks, offices and even schools and hospitals, companies are seeking ever more discreet and aesthetically pleasing ways of protecting their sites, premises and businesses. Sony understand this need and constantly pioneer innovative and evolutive surveillance and monitoring solutions.

For the first time, we have called this annual catalogue – traditionally titled the "Sony CCTV General Catalogue" – the "e-Surveillance catalogue." This is more than just a simple name change. It's a reflection of the very real fact that the world and your needs are changing, and so is Sony. Not only in our approach to meeting your business needs and demands with a uniquely profound understanding, long experience and broad product range, but also through innovative and, in some cases, unique technology and products.

CCTV stands for closed circuit television. This technology and surveillance method has a huge number and range of applications – and will probably do so for years to come. Sony, as an industry leader in this field, continue to perfect and develop products which can "drop into" existing systems, and offer advice and a complete range of products to develop new CCTV solutions.

With e-Surveillance, Sony is extending applications to way beyond traditional CCTV systems. E-surveillance means being able to control, monitor and record – any place, any time. An internet or network connection can suffice to control cameras, record and share images, receive security alerts triggered by movement, and to receive, view and share files.

Our new products are leading the way in e-Surveillance. They are and will continue to be used not only in traditional surveillance applications, but also in ground-breaking, imaginative and market-leading ways.

At www.sonybiz.net there is also a wealth of information available on products, case studies, special offers, software downloads and more. And do not hesitate to contact your local Sony office or dealer if you have any questions or would like to receive further information or a demonstration.



CONTENTS



- 4 Case studies from around Europe
- 6 Sony Camera and Video monitoring over IP technologies

CAMERAS

- 8 Video Network Cameras
- 9 Colour CCD Cameras / Camera Adaptors
- 12 B/W CCD Cameras
- 13 Vari-focal built-in lens Cameras
- 14 Mini Fixed Dome Cameras

VIDEO RECORDERS

- 15 Digital Video Recorders
- 16 Analogue Video Recorders

VIDEO SERVERS

- 18 Video Network Station / Optional Camera

MULTIPLEXERS

- 19 Multiplexers

MONITORS

- 21 Colour Monitors

PRINTERS

- 22 Colour Video Printers
- 23 B/W Printers

SPECIFICATIONS

- 24 Video Network Cameras
- 25 Colour CCD Cameras
- 25 Camera Adaptors
- 27 B/W CCD Cameras
- 28 Vari-focal built-in lens Cameras
- 29 Mini Fixed Dome Cameras
- 30 Digital Video Recorders
- 31 Analogue Video Recorders
- 32 Video Network Station / Optional Camera
- 33 Multiplexers
- 33 Colour Monitors
- 34 Printers

SYSTEM EXAMPLES

- 36 Typical Systems

- 38 GLOSSARY

- 39 INDEX

● **SUNGARD RELY ON SONY FOR EFFECTIVE e-SURVEILLANCE.**

At the refurbished South coast data centre of SunGard, one of the UK's leading disaster recovery solutions companies, Sony e-surveillance equipment has been specified as part of a major installation project for an integrated CCTV and access control system.

By the very nature of its core business activity, SunGard required a high specification security system for this latest site, as the company offers a back up service to corporate clients, in the event of an incident rendering their existing systems unusable, covering services such as data systems, space and work areas, computer rooms as well as web hosting facilities.

SunGard has a long-standing working relationship with Sony SAIF installer, Total Security Protection, working with them on security arrangements at all their UK locations. It was on their recommendation that SunGard specified its new security system based around the extensive Sony CCTV product range. The integrated CCTV and access control system installed by Total Security Protection at the site included 12 Sony SSC-DC50AP Exwave static colour cameras and 15 high-speed dome cameras, fitted with Sony modules. These internal and external cameras were then linked to 12 Sony SSM-20N5E 20-inch colour monitors and two Sony HSR-2P digital recorders, all located in a central control room.

According to Karl Smith, Building Services Project Manager at SunGard, "We chose Sony for this site as the system designed by Total Security Protection provided us with exactly what we required, a discreet but effective surveillance operation covering the whole site, not just on the inside but complete exterior protection too."

SunGard's South Coast data centre covers a large area and is surrounded by woodland and the exterior security incorporated perimeter protection for the three main entrances to the site.

"As soon as someone enters the site, our control room staff is instantly aware as the perimeter protection triggers the CCTV



cameras to preset positions. So far, we are extremely pleased with the system as its gives us such a high degree of surveillance cover 24 hours a day," added Karl Smith.

Internally, the Sony CCTV installation integrates with a Janus access control system, and the whole package was installed by Total Security Protection as an upgrade to SunGard's existing system. The SunGard building was operational throughout the entire time that the project was running and, as part of the installation, Total Security Protection had to keep the old system in working condition whilst the new system was being installed.

SunGard is a global organisation with more than 100 locations throughout the world. In the UK, the company operates through 13 sites across Britain, ensuring Continuity and Availability Solutions for its extensive customer base that covers predominantly the banking, retail and corporate sectors.

"No company today can afford to be separated from its data and system during problems such as natural disasters, technology failures or power cuts. With companies entrusting SunGard with these support services, we are duty bound to provide a secure site for our customers and we believe that the Sony based CCTV system is the optimum solution for us," concluded Karl Smith.

SUCCESSFUL DISCREET SURVEILLANCE FROM SONY MINI FIXED DOME CAMERAS AT ALLDERS HOME STORES IN UK

The two latest Alders Home Stores in Sheffield and Watford have both had Sony mini fixed dome cameras installed throughout each store to provide discreet CCTV surveillance as part of Alders programme of reducing incidents of theft and shoplifting at their stores.


Nine internal non-ruggedised Sony SSC-CD33VP colour mini fixed dome cameras have been installed at the Alders Home Store, which opened in August, in the giant Meadowhall shopping complex in Sheffield. During September, a further nine Sony mini fixed dome cameras, to the same internal colour specification, were fitted at Alders new store at Charter Place, in Watford town centre.

Sony SAIF installer company Still Frame based in Horsham, Sussex, were responsible for the complete CCTV surveillance installation at these new stores, based on having a close and long standing working relationship with Alders going back over eight years.

“Within the department store environment, we have been looking at moving away from traditional static CCTV cameras towards more aesthetically pleasing and discreet mini fixed dome cameras. The launch of the Sony mini fixed dome cameras earlier this year convinced us that these were ideal for our store requirements, especially as they provide us with high levels of picture quality and performance that are equal to our existing static cameras,” said Philip Moore, Group Security Consultant at Alders.

All the Sony mini fixed dome cameras at both Sheffield and Watford are linked back to a central control unit within each store with full recording facilities and according to Philip Moore, “Since the installation we have already been successful in detecting a number of suspects involved in shoplifting, based on the images provided by the Sony mini fixed dome cameras.”

The Alders stores in Sheffield and Watford are additions to the company’s 40 strong chain of town centre department stores and edge of town retail outlets. Formally C & A retail outlets,



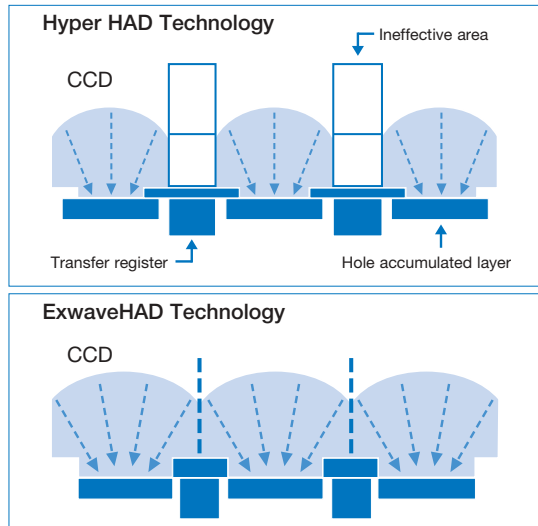
these two stores are new concept stores, offering high quality household goods in an exciting and innovative environment.

Leading CCTV manufacturer Sony has introduced four easy-to-fit colour and black and white mini fixed dome cameras, available in standard and ruggedised versions. The line-up of cameras offer exceptional picture quality at affordable cost, and are ideal for retail premises to maintain a discrete observation and protection presence.

Delivering high-resolution video quality in a small, discreet package with an elegantly styled triangular design, Sony mini fixed dome cameras are especially designed to allow quick and simple installation. They feature a high-quality auto iris vari-focal lens that can be freely rotated and adjusted for optimum visual coverage of the desired area.

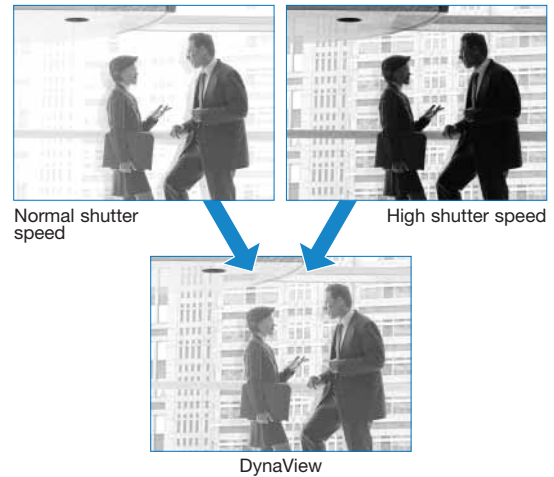
CAMERA TECHNOLOGIES

ExwaveHAD™ (SSC-DC50AP/DC54AP/DC58AP, SSC-DC393P/DC398P)



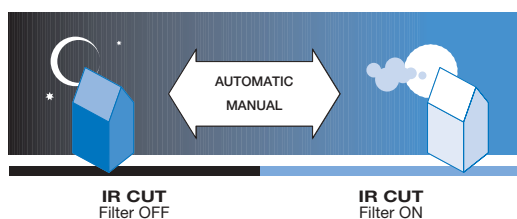
In monitoring and surveillance applications, camera sensitivity is one of the most important factors in obtaining an adequate picture in low light conditions. The sensitivity of Sony cameras using the Exwave HAD technology is well over twice that of the cameras using the Sony Hyper HAD technology. The Hyper HAD sensor structure has an OCL (on chip lens) located over each pixel. The result is that light is concentrated on the photosensor areas and the sensitivity of the camera is improved. ExwaveHAD takes HyperHAD technology a giant step further. The OCL of the ExwaveHAD is a nearly gap-less structure, eliminating the ineffective areas between the microlenses. This enables the hole accumulated layer to receive the maximum amount of light. Moreover, the smear level of the ExwaveHAD technology is reduced to 1/50th that of the Hyper HAD technology. This leakage is dramatically reduced because the improvement of the unit cell structure minimises the unnecessary reflection of the light onto the CCD surface.

DynaView™ (SSC-DC593P/DC598P)



Strong contrasts can often cause the subject of a picture to be cast into shadow. To overcome this problem, the SSC-DC590P Series incorporates DynaView wide dynamic range function to capture high contrast scenes. DynaView achieves the optimum balance between the dark and the bright part of the picture by capturing each image with normal shutter speed and high shutter speed (up to 1/8000) at the same time. By combining the low-lit area, captured with normal shutter speed, and high-lit area, captured with high shutter speed, highly contrasted images are viewable without having to change the F-stop. As a result DynaView achieves an outstanding wide dynamic range of 52dB, which is 128x wider than conventional cameras.

Day / Night function (SSC-DC593P/DC598P)



The SSC-DC590P Series features a Day/Night function to secure sensitivity under different lighting conditions such as day and night. Under low light conditions, the

SSC-DC590P Series automatically switches the infrared cut filter to a clear dummy filter and changes to B/W mode. As a result, the sensitivity drastically improves from 0.8 lux in colour mode to a minimum illumination of 0.07 lux in B/W mode. The Day/Night mode can be manually switched through the on screen menu or through the External Control In terminal on the rear panel. The status signal of Day/Night mode is output through the External Control Out terminal so that it can control an external device such as an infrared illuminator.

VIDEO MONITORING OVER IP TECHNOLOGIES

Just as the internet has revolutionised the way that people share information, data networks are transforming the cost and convenience of delivering video for applications ranging from security, monitoring, medical and machine vision to videoconferencing and so-called “web attractions”. With IP (internet protocol) as the “native language” of the internet, it is becoming easier, more flexible and cost effective than ever for businesses to survey, monitor and act on video pictures from any location, however remote.

Sony has thus recognised the impact that networks will have on users of video everywhere. Therefore Sony is providing a generation of products that will make the networked transmission and management of video a reality and that will accompany the user to switch from analogue to digital enabling capture, transmission, storage of video in digital format.

Sony offers a range of IP-enabled products such as the SNT-V304 Video Network Station, SNC-VL10P Video Network Camera, SNC-RZ30P Video network PTZ camera and the HSR-X200P single channel hard disk recorder.

The SNC-RZ30P appeals to a wide range of users seeking the convenience of an “all-in-one” camera with remote PTZ (Pan-Tilt-Zoom) control, capable of direct

connection to any Local Area Network (LAN). It is the first IP camera that can stream up full motion video (25 frames per second) of high quality colour images at VGA (640x480) resolution.

- High quality smooth moving images of up to 25 fps in an exceptional 640x480 resolution ensuring full motion video monitoring.
- 25x optical zoom and 300x digital zoom allow you to view all necessary detail.
- Monitoring day and night

The SNC-RZ30P features a day/night function allowing switching to black and white mode during low light conditions, such as nighttime, providing more sensitive pictures.

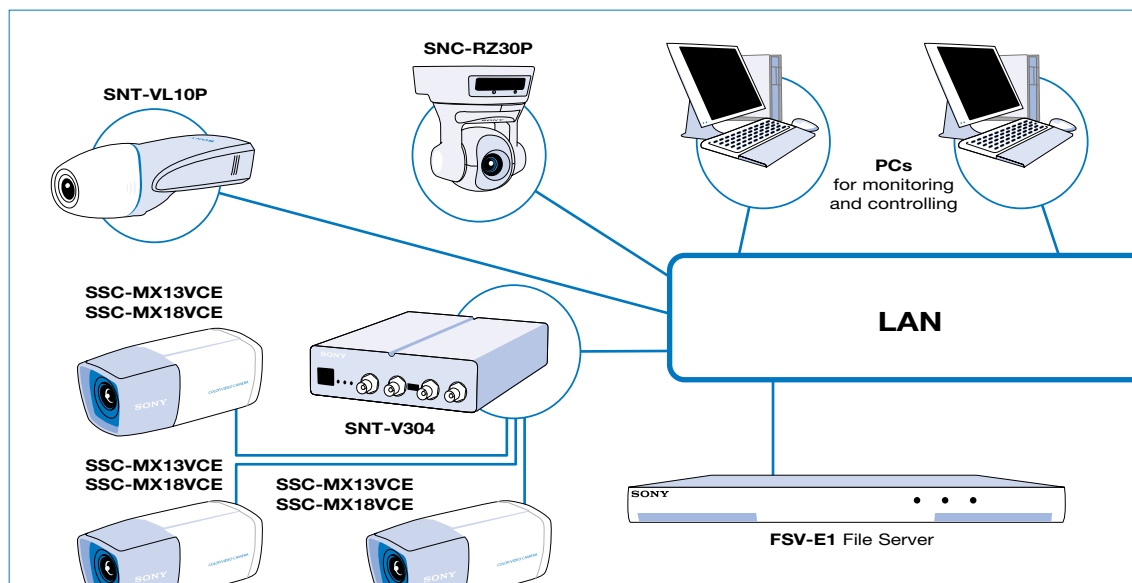
- Image storage on optional PC card or built-in memory
- Digital to Digital processing

By adopting a modified FCB camera module, the SNC-RZ30P avoids additional A/D and D/A conversions and therefore provides superior picture quality. The processing for most cameras is made from the analogue video output. In the case of the SNC-RZ30P, the signal is converted from digital signal (YUV411) into YCbCr directly.

The Sony product range allows you to create a complete remote video monitoring system over a TCP/IP network that can be either viewed using a standard web browser or dedicated management software.

If you want to learn more about IP you can visit our web site for online training.

Typical System




CAMERAS

SNC-RZ30P

VIDEO NETWORK CAMERA

- IP network colour camera with integrated pan/tilt/zoom
- Ideal for remote monitoring and general IT applications
- Remote monitoring from PCs using a standard web browser such as Microsoft® Internet Explorer®
- 100 Base-TX /10 Base-T Ethernet
- Simultaneous access up to 50 users
- Easy GUI based operation
- High-speed and quiet pan/tilt mechanism
- Integral 25x auto-focus zoom lens covers a wide range of viewing angles
- High picture quality - 1/6 type 680,000 pixel IT Super HAD CCD with a DSP
- High sensitivity - 3.0 lx (colour)
- JPEG compression
- Up to 25 frames/s with VGA quality (640 x 480)
- Four selectable image sizes (including 736 x 480)
- PAL composite video output for local analogue viewing or recording
- Image transfer using FTP or SMTP
- Activity detection and alarm trigger functions
- Day/Night mode - allows images to be viewed even in low light conditions



Rear


- 16 position presets
- Image stabiliser
- RS-232C/RS-485 transparency interface for control and operation of external equipment
- Two type II PCMCIA expansion slots-support Memory Stick, Flash ATA memory card and ATA HDD card
- Can be ceiling mounted or placed on a flat surface

See page 24 for specifications

SNC-VL10P

VIDEO NETWORK CAMERA

- IP network colour camera for the broadband era
- Remote monitoring from PCs using standard web browsers such as Microsoft® Internet Explorer, Netscape® Navigator and Java Applet-enabled browser
- Various network-connection capabilities (10Base-T Ethernet and USB modem support)
- Easy installation and set-up
- Wavelet image compression format - ideal for network transmission
- Five selectable image sizes per PC adjust for individual network bandwidth
- Focus-area setting - user can view picture detail without losing the whole image
- Alarm functions including activity detection, one sensor input and two sensor outputs
- High picture quality - 1/3 type IT Super HAD CCD with colour DSP technology
- High sensitivity - 2.0 lx
- 480 lines of horizontal resolution
- Simultaneous access up to 100 users
- Built-in 2.3 x vari-focal lens covers a wide range of viewing angles
- Built-in web server - no special viewer software required



Rear

- Analogue video output (PAL)
- RS-232C/485 Transparency Interface for control & operation of external equipment
- CS mount
- Accepts DC servo lens
- CCD IRIS™

See page 24 for specifications

SSC-DC50AP SSC-DC54AP SSC-DC58AP

COLOUR CCD CAMERAS

- Especially designed for surveillance applications
- 1/2 type IT CCD
- 470 lines of horizontal resolution
- ExwaveHAD technology offers extremely high sensitivity (0.8 lx at F1.2, 50 IRE) and low smear level (-120 dB)
- Backlight compensation by Smart Control for faster backlight compensation, the detection area can be preset
- Preset Auto Exposure (AE) settings
- Turbo AGC (6 dB more gain than conventional gain): TURBO/NORMAL/OFF switchable
- Aperture/Sharp Mode: SHARP/NORMAL switchable
- ATW PRO/ATW/AWB/preset colour temperature settings
- ATW PRO mode ensures reliable white balance control based on the absolute colour temperature of the object (The effective operational colour range is 2500 K to 6000 K)
- Accepts video or DC auto iris lenses



SSC-DC50AP Rear



SSC-DC54AP Rear



SSC-DC58AP Rear

- C/CS mount
- SSC-DC50AP provides single cable operation (video/sync/power triple multiplex transmission) for easy installation with the optional YS-W170P/W270P camera adaptor (Mode A)
- SSC-DC50AP provides Monitor out function for on-the-spot camera positioning (Mode B)
- Alternative power source operation: DC 12 V for SSC-DC50AP, AC 24 V for SSC-DC54AP, AC 220 – 240 V for SSC-DC58AP

See page 25 for specifications

YS-W270P

CAMERA ADAPTOR

- Used with SSC-DC50AP
- Transmits DC power and video/sync signal between the adaptor and camera over a single coaxial cable
- Up to four cameras can be connected
- Internal or external synchronisation with MPX-VS or MPX-VD
- Maximum cable length: 600 m with RG-11A/U (7C-2V) coaxial cable

See page 25 for specifications



Rear

YS-W170P

CAMERA ADAPTOR

- Used with SSC-DC50AP
- Transmits DC power and video/sync signal between the adaptor and camera over a single coaxial cable
- Internal or external synchronisation with MPX-VS or MPX-VD
- Maximum cable length: 600 m with RG-11A/U (7C-2V) coaxial cable

See page 25 for specifications



Rear

CAMERAS

SSC-DC593P SSC-DC598P

COLOUR CCD CAMERAS

- Ideal for Day/Night surveillance applications
- 1/3 type IT CCD
- Wide dynamic range with DynaView technology - ideal for obtaining clear colour images under severe lighting conditions
- Day/Night mode - increases the camera sensitivity allowing images to be viewed even in low light conditions
- 480 lines of horizontal resolution
- High sensitivity:
Colour: 0.8 lx at F1.4 (50 IRE),
B/W (Day/Night mode): 0.07 lx at F1.4 (50 IRE)
- Backlight compensation:
DYNVIEW/SPOT/WEIGHT/OFF switchable
- White balance: ATW PRO/ATW/3200K/
5600K/MANUAL/DUALWB switchable
- Dual white balance mode - high quality colour reproduction of indoor and outdoor scenes under different colour temperatures
- Wide range CCD IRIS (1/60 to 1/100,000 s)
- Sync system: Internal/AC Line Lock



- Built-in activity detection and alarm trigger functions
- Privacy Zone Masking function
- Two preset memories for camera setting
- On-screen set up menu
- Camera title for up to 24 characters
- RS-485 remote control interface
- Alarm out, Day/Night control In and Day/Night signal out terminals
- CS mount
- Accepts video or DC auto iris lenses
- Alternative power source operation:
AC 220 - 240 V for SSC-DC598P
Dual power capability - automatically selects
AC 24 V or DC 12 V for SSC-DC593P

See page 26 for specifications



SSC-DC593P Rear



SSC-DC598P Rear

SSC-DC393P SSC-DC398P

COLOUR CCD CAMERAS

- Ideal for low light applications
- 1/3 type IT CCD with Exwave HAD technology
- 480 lines of horizontal resolution
- Extremely high sensitivity - 0.7 lx at F1.2 (50 IRE)
- Compact and stylish design
- Built-in tripod screw holes for easy installation
- Digital Signal Processing (DSP)
- Sync system: Internal/AC Line Lock
- Backlight compensation:
BLC ON/OFF switchable
- Turbo AGC: ON/OFF switchable
- Wide range CCD IRIS (ON/OFF switchable,
1/60 to 1/100,000)
- CCD IRIS function allows for the use of low cost manual iris lenses
- ATW
- Accepts video or DC auto iris lenses
- CS mount
- Alternative power source operation:
AC 220 - 240 V for SSC-DC398P
Dual power capability - automatically selects
AC 24 V or DC 12 V for SSC-DC393P



SSC-DC393P Rear



SSC-DC398P Rear

See page 26 for specifications


CAMERAS

SSC-DC193P SSC-DC198P

COLOUR CCD CAMERAS

- Ideal for low light applications
- 1/3 type IT Super HAD CCD
- 330 lines of horizontal resolution
- High sensitivity - 0.6 lx at F1.2 (50 IRE)
- Compact and stylish design
- Built-in tripod screw holes for easy installation
- Digital Signal Processing (DSP)
- Sync system: Internal/AC Line Lock
- Backlight compensation:
BLC ON/OFF switchable
- Turbo AGC: ON/OFF switchable
- Wide range CCD IRIS (ON/OFF switchable,
1/60 to 1/100,000)
- CCD IRIS function allows for the use
of low cost manual iris lenses
- ATW
- Accepts video or DC auto iris lenses
- CS mount
- Alternative power source operation:
AC 220 – 240 V for SSC-DC198P
Dual power capability - automatically selects
AC 24 V or DC 12 V for SSC-DC193P

See page 26 for specifications



SSC-DC193P Rear



SSC-DC198P Rear

CAMERAS

SSC-M383CE SSC-M388CE

B/W CCD CAMERAS

- Ideal for low light applications
- 1/3 type IT CCD with Exwave HAD technology
- 570 lines of horizontal resolution
- Extremely high sensitivity - 0.07 lx at F1.2 (50 IRE)
- Compact and stylish design
- Built-in tripod screw holes for easy installation
- Sync system: Internal/AC Line Lock
- Backlight compensation: BLC ON/OFF switchable (when CCD IRIS is ON)
- Turbo AGC (up to 24 dB): ON/OFF switchable
- Wide range CCD IRIS (ON/OFF switchable, 1/60 to 1/100,000)
- CCD IRIS function allows for the use of low cost manual iris lenses



- Accepts video or DC auto iris lenses
- CS mount
- Alternative power source operation:
AC 220 – 240 V for SSC-M388CE
Dual power capability - automatically selects
AC 24 V or DC 12 V for SSC-M383CE

See page 27 for specifications



SSC-M383CE Rear



SSC-M388CE Rear

SSC-M183CE SSC-M188CE

B/W CCD CAMERAS

- Ideal for low light applications
- 1/3 type IT Super HAD CCD
- 380 lines of horizontal resolution
- Extremely high sensitivity - 0.06 lx at F1.2 (50 IRE)
- Compact and stylish design
- Built-in tripod screw holes for easy installation
- Sync system: Internal/AC Line Lock
- Backlight compensation: BLC ON/OFF switchable (when CCD IRIS is ON)
- Turbo AGC (up to 24 dB): ON/OFF switchable
- Wide range CCD IRIS (ON/OFF switchable, 1/60 to 1/100,000)
- CCD IRIS function allows for the use of low cost iris lenses



- Accepts video or DC auto iris lenses
- CS mount
- Alternative power source operation:
AC 220 – 240 V for SSC-M188CE
Dual power capability - automatically selects
AC 24 V or DC 12 V for SSC-M183CE

See page 27 for specifications



SSC-M183CE Rear



SSC-M188CE Rear

CAMERAS

SSC-MX13VCE SSC-MX18VCE

VARI-FOCAL BUILT-IN LENS CAMERAS

- Stylish compact design
- Built-in auto iris vari-focal lens covering a wide range of viewing areas
- 1/4 type IT CCD
- 570 lines of horizontal resolution
- Super HAD CCD provides high sensitivity of 0.3 lx at F1.4
- Designed for easy mounting and installation
- External Sync Line lock (for AC operation)
- Externally adjustable Vertical-Phase control.
- Turbo AGC (up to 24 dB) / Normal AGC (up to 18 dB) switchable



- Backlight compensation: ON (Centre measured) /OFF switchable
- Alternative power source operations: DC 12 V/AC 24 V for SSC-MX13VCE, AC 220-240 V for SSC-MX18VCE

See page 28 for specifications



SSC-MX13VCE Rear



SSC-MX18VCE Rear

SSC-CX13VP SSC-CX18VP

VARI-FOCAL BUILT-IN LENS CAMERAS

- Stylish compact design
- Built-in auto iris vari-focal lens covering a wide range of viewing areas
- 1/4 type IT CCD
- 480 lines of horizontal resolution
- Super HAD CCD provides high sensitivity of 1.8 lx at F1.4
- Designed for easy mounting and installation
- External Sync Line lock (for AC operation)
- Externally adjustable Vertical-Phase control
- Turbo AGC (up to 24 dB) / Normal AGC (up to 18 dB) switchable



- Backlight compensation: ON (Centre measured) /OFF switchable
- ATW
- Alternative power source operation: DC 12 V/AC 24 V for SSC-CX13VP, AC 220-240 V for SSC-CX18VP

See page 28 for specifications



SSC-CX13VP Rear



SSC-CX18VP Rear

CAMERAS

SSC-MD53VCE SSC-CD53VP

MINI FIXED DOME CAMERAS

- Rugged design
- Built-in auto iris vari-focal lens covers a wide range of viewing areas
- 1/4 type IT CCD
- 570 lines of horizontal resolution (B/W model: SSC-MD53VCE), 480 lines of horizontal resolution (Colour model: SSC-CD53VP)
- Super HAD CCD provides high sensitivity of 0.4 lx (SSC-MD53VCE) or 2.0 lx (SSC-CD53VP) at F1.4 (50 IRE, AGC ON, clear cover)
- Automatically selects AC 24 V or DC 12 V for proper operation
- Designed for easy mounting and installation
- AC line lock capability for AC operation
- Turbo AGC (6 dB more gain than conventional gain): TURBO/NORMAL/OFF switchable



- Backlight compensation: BLC ON/OFF switchable
- ATW (SSC-CD53VP)
- Rain-proof (IP66 standard)

See page 29 for specifications

SSC-MD33VCE SSC-CD33VP

MINI FIXED DOME CAMERAS

- Built-in auto iris vari-focal lens covers a wide range of viewing areas
- 1/4 type IT CCD
- 570 lines of horizontal resolution (B/W model: SSC-MD33VCE), 480 lines of horizontal resolution (Colour model: SSC-CD33VP)
- Super HAD CCD provides high sensitivity of 0.4 lx (SSC-MD33VCE) or 2.0 lx (SSC-CD33VP) at F1.4 (50 IRE, AGC ON, clear cover)
- Automatically selects AC 24 V or DC 12 V for proper operation
- Designed for easy mounting and installation
- AC line lock capability for AC operation
- Turbo AGC (6 dB more gain than conventional gain): TURBO/NORMAL/OFF switchable



- Backlight compensation: BLC ON/OFF switchable
- ATW (SSC-CD33VP)


See page 29 for specifications

VIDEO RECORDERS

HSR-X200P

DIGITAL VIDEO RECORDER

- 1 channel hard disc recorder
- Long recording time thanks to 80 GB HDD (ATA/ATAPI standard). The storage capacity can be expanded to 160 GB by adding one additional HDD (80 GB)
- Compatible with existing multiplexers while supporting direct decoding capability through HSR-X200P directly for Sony / Dedicated Micros / Robot and Sanyo multiplexers
- No maintenance required
- Playback during recording capability
- High Refresh rate of 50 fields/sec recording and playback allowing up to 48 hours real-time recording at 25f/s (160 GB)
- Motion JPEG compression provides high picture quality (Field and Frame recording) offers resolution of more than 500 TV lines (Hyper mode)
- Remote control and image transmission over TCP/IP with optional network card
- Menu : English, French, German & Spanish
- Image transfer from local storage to 3rd party - Memory Stick or Compact Flash Card or Micro Drive with PC Card Adaptor via PCMCIA slot on the front panel for image downloading.
- Image storage area can be set on the hard drive to store important alarm images that might be required for evidence purposes
- Data backup function by DDS-2/3 with optional SCSI Card via PCMCIA Type 3 slot on the rear panel



Rear

- Easy operation with Jog/Shuttle
- Activity detection through built-in multi-point sensor
- Digital Zoom Function (x2)
- Time date search, Alarm search & Activity detection search with preview images
- Two levels security lock feature (User/Administrator level)
- PC control via RS-232C interface
- Audio 1 channel recording and playback

See page 30 for specifications

HSR-2P

DIGITAL VIDEO RECORDER

- Playback during recording offers greater flexibility in providing access to information without stopping recording
- 60 GB HDD offers high storage capacity for immediate access to the information recorded onto the HDD
- DV based digital recorder offers resolution of over 500 TV lines (Super mode)
- Offers excellent S/N ratio of 48 dB
- Large storage capacity - 60 GB using DV 270 tape
- High reliability and low maintenance utilising hybrid configuration of hard disk and DV tape drive
- Built-in four-input multiplexer board - field upgrade capable to 16 inputs using three additional HSRA-11 input boards
- Time/date and alarm event search capabilities
- Excellent backup features - write to DV in case of HDD failure or vice versa
- Continuous recording function without breaks even while changing or rewinding tapes
- High refresh rate recording of each camera



Rear

- Two monitoring outputs for simultaneous playback on the first monitor and monitoring on the second monitor
- RS-232C interface for PC control
- Pre Alarm recording capability for event recording
- Full control over a network via the Sony SNT-V304 Video Network Station

See page 30 for specifications

VIDEO RECORDERS

SVT-N72P

TIME LAPSE VIDEO RECORDER

- 4 different time lapse recording/playback modes
- Adaptive Picture Control (APC)
- Audio recording and playback in 3, 12, 24 hour modes
- Fast forward and rewind: 100 seconds with an entire E-180 tape
- Built-in time/date generator, 30 day battery backup
- Multiple recording modes such as Auto Repeat Recording, Timer Recording, Alarm Recording and Series Recording
- Record check, alarm log, alarm scan capabilities
- Field advance/reverse playback capability
- Tape before-end signal output capability
- Warning signal output capability
- Remote control capability of basic operational functions through f 3.5 mm mini jack
- Optional RS-232C/RS-485 interface




Rear

See page 31 for specifications

SVT-RA96P

TIME LAPSE VIDEO RECORDER

- Sony's 'RealAction' technology allows high density recording of 16.6 fields per second in 24-hour mode
- Maximum 96-hour time lapse recording mode is available with a 180-minute tape
- Maximum 128-hour time lapse recording mode is available with a 240-minute tape
- Adaptive Picture Control (APC)
- Audio recording in 6, 18, 30-hour modes (E-180) and in 8, 24, 40-hour modes (E-240)
- Fast forward and rewind: 100 seconds with an entire E-180 tape
- Built-in time and date generator, 30 day battery backup
- Multiple recording modes such as Auto Repeat Recording, Timer Recording, Alarm Recording and Series Recording
- Record check, alarm log, alarm scan capabilities
- Field advance/reverse playback capability
- Tape before-end signal output capability
- Warning signal output capability
- Clog detection function
- Remote control capability of basic operational functions through f 3.5 mm mini jack
- Optional RS-232C/RS-485 interface



Rear

See page 31 for specifications

VIDEO RECORDERS

SVT-S168P

TIME LAPSE VIDEO RECORDER

- 400 TV lines using S-VHS format
- Reality Regenerator provides clear, more accurate picture during playback
- 7 different time lapse recording/playback modes
- Adaptive Picture Control (APC)
- Audio recording and playback in 3, 12 and 24 hour modes
- Fast forward and rewind: 165 seconds with an entire E-180 tape
- RS-232C/RS-485 interface
- Built-in time/date generator, 30 day battery backup
- Multiple recording modes such as Auto Repeat Recording, Timer Recording, Alarm Recording and Series Recording
- Record check, alarm log, alarm scan capabilities
- Field advance/reverse playback capability
- Tape before-end signal output capability
- Warning signal output capability



Rear

- Buzzer setting function
- Remote control capability of basic operational functions through f 3.5 mm mini jack

See page 31 for specifications

SVT-N24P

TIME LAPSE VIDEO RECORDER

- 3, 12, 24 hour recording/playback modes (E-180)
- Compact size - only 240 mm (9½ inches) wide
- Adaptive Picture Control (APC)
- Audio recording in 3, 12 or 24 hour modes
- Built-in time and date generator, 30 day battery backup
- Auto repeat and timer recording capabilities
- Alarm recording from Stop or Power Off modes
- Record check, alarm log, alarm scan capabilities
- Remote control capability of basic operational functions through f 3.5 mm mini jack



Rear

See page 31 for specifications

VIDEO SERVERS

SNT-V304

VIDEO NETWORK STATION

- Enables up to four video surveillance cameras to be remotely monitored and controlled over existing TCP/IP networks (LAN, WAN, and telephone lines)
- GUI-based monitoring and control using networked PCs running standard web browser
- Easy to install, expand and maintain
- Multi-user access and password protection
- High refresh rates provide near-motion pictures
- S-Video input
- Remote camera/HSR recorder control
- Alarm image buffering allows storage of pre-alarm and post-alarm images
- When an alarm occurs a JPEG file showing the alarm event can be sent to a pre-determined e-mail address or server
- Alternative viewing modes
- TCP/IP, 10/100 Base-T interfaces
- Image transfer to FTP server
- Relay out control
- Complementing its advantages, Sony has developed the Net PC monitoring software allowing easy management of multiple sites

See page 32 for specifications



Rear

EVI-D100P

COLOUR VIDEO CAMERA for use with SNT-V304

- Easy set-up: no video or lens adjustment
- Expands remote monitoring possibilities with pan, tilt & zoom functionalities
- Quiet operation
- 40x zoom ratio
- Six position presets with battery back-up
- Auto sleep function

See page 32 for specifications



MULTIPLEXERS

YS-DX516P YS-DX416CE


MULTIPLEXERS

- Full duplex video multiplexer with up to 16 camera inputs
YS-DX516P: Colour
YS-DX416CE: B/W
- Multiplex recording to one VCR while switching between each camera by a field for precise surveillance of multiple points
- Live pictures can be displayed in full screen, sequence, quad and multi-screen (4/7/9/13/16) while simultaneously recording
- Playback can be reviewed in full screen, sequence, and multi-screen (4/7/9/13/16)
- Individual sequence dual time
- Individual alarm duration/output
- Activity detection
- Monitor masking
- Post alarm
- RS-232C/RS-485 compatible
- Menu: English, French & Spanish

See page 33 for specifications



YS-DX516P Rear



YS-DX416CE Rear

YS-SX509P YS-SX409CE

MULTIPLEXERS

- Simplex video multiplexer with up to 9 camera inputs
YS-SX509P: Colour
YS-SX409CE: B/W
- Live pictures can be displayed in full screen or sequence while simultaneously recording
- Individual sequence dual time
- Individual alarm duration/output
- Activity detection
- Monitor masking
- Post alarm
- RS-232C/RS-485 compatible
- Menu: English, French & Spanish

See page 33 for specifications



YS-SX509P/SX409CE Rear

MULTIPLEXERS

YS-DX504P

MULTIPLEXER

- Duplex video multiplexer with up to 4 camera inputs
- Multiplexing recording to one VCR while switching between each camera by a field for precise surveillance of multiple points
- Live pictures can be displayed in full screen, sequence and quad while simultaneously recording
- Playback can be reviewed in full screen, sequence and quad
- Zoom and Freeze functions are available in full screen and quad
- Individual sequence dual time
- Individual alarm duration/output
- Activity detection
- Video loss alarm
- Recording duration: the recording time of each video camera can be set individually
- Post alarm
- RS-232C compatible
- Menu: English, French & Spanish

See page 33 for specifications



Rear



MONITORS

SSM-9040P

COLOUR MONITOR

- 9-inch Trinitron® colour monitor
- Automatic beam current feedback for stable white balance
- 75 Ω automatic termination
- EIA standard rack mount capability with optional MB-520
- Metal cabinet for high immunity to external electrical and magnetic interference

See page 33 for specifications



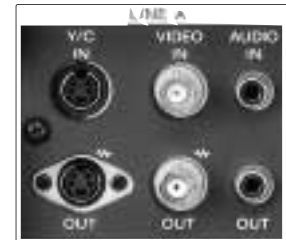
Rear

SSM-14N5E

COLOUR MONITOR

- 14-inch Trinitron colour monitor
- Over 600 lines of horizontal resolution
- Accepts PAL, NTSC, SECAM and NTSC4.43
- Automatic beam current feedback for stable white balance
- Loop-through Composite and Y/C inputs with 75 Ω automatic termination
- On-screen menu operation available in five languages
- EIA standard rack mount capability with optional MB-502B and SLR-102
- Metal cabinet for high immunity to external electrical and magnetic interference
- Built-in speaker

See page 33 for specifications




Rear

SSM-20N5E

COLOUR MONITOR

- 20-inch Trinitron colour monitor
- Over 600 lines of horizontal resolution
- Accepts PAL, NTSC, SECAM and NTSC4.43
- Automatic beam current feedback for stable white balance
- Loop-through Composite and Y/C inputs with 75 Ω automatic termination
- On-screen menu operation available in five languages
- EIA standard rack mount capability with optional SLR-103A
- Metal cabinet for high immunity to external electrical and magnetic interference
- Built-in speaker

See page 33 for specifications



Rear

PRINTERS

UP-51MDP

COLOUR PRINTER

- A5 size print in approx. 22 seconds*
- High resolution of approx. 300 dpi and over 16 million colours per dot
- Eight frame memories capability
- Convenient remote controls with optional foot switches or remote commanders
- RS-232C port for external remote control from PCs
- Multiple video inputs of RGB, Y/C and composite video signals
- 2, 4, 8 or 16 split /duplicate image print modes

* When measured at high-speed mode using the UPC-510

See page 34 for specifications



UP-21MD

COLOUR PRINTER

- A6 size print in approx. 17 seconds*¹
- Compact and lightweight
- High resolution of approx. 400 dpi and over 16 million colours per dot
- Convenient remote controls with optional foot switch or remote commanders
- RS-232C port for external remote control from PCs
- Multiple video inputs of RGB, Y/C and composite video signals
- 2 or 4-split image print mode
- Four frame memories*²

*¹ When measured at high-speed mode using the UPC-21S

*² Eight frame memories will be available soon

See page 34 for specifications



UP-20

COLOUR PRINTER

- Photo-realistic quality prints with Sony dye sublimation printing technology
- Resolution of approximately 400 dpi provides high picture quality
- High-speed printing of approximately 17 seconds
- Compact design enables it to fit into a limited space and to be rack mounted on a medical cart side by side with other equipment
- Front-loading operation allows easy maintenance and flexible set up
- RS-232C port for remote control operation
- 2 or 4-split image print mode
- Four frame memories for fast printing
- Worldwide AC power supply:
AC 100 V to 120 V, AC 220 V to 240 V



- Convenient remote control with the optional RM-91/RM-5500
- Complies with the MDD

See page 34 for specifications

PRINTERS

UP-895CE

B/W PRINTER

- Thermal video graphic printer with 256 steps of gradation grey level
- High speed printing of approx. 3.9 seconds*
- Wide scanning function (Normal/Wide 1/Wide 2 selectable)
- 2 x zoom for either half of picture in either Standard or Side mode
- Approx. 203 prints out of UPP-110HG (18 m)
- Frame/Field memory selectable
- Printing direction selectable: Standard/Side/Reverse
- Positive/Negative printing
- 4:3/1:1 aspect ratio selectable
- CCIR/EIA automatic selection
- Multiple copy function

* When smoothing feature is turned off and printer is set to standard print mode

See page 35 for specifications

**UP-960CE**

B/W PRINTER

- Thermal video graphic printer with 256 steps of gradation grey level
- Large print size of 190 x 142 mm in standard mode
- High speed printing of approx. 12 seconds
- Approx. 126 prints out of UPP-210HD/210SE (25 m)
- Frame/Field memory selectable
- Printing direction selectable: Standard/Side/Reverse
- Positive/Negative printing
- Normal/Wide scan selectable
- 4:3/1:1 aspect ratio selectable
- CCIR/EIA automatic selection
- Multiple copy function

See page 35 for specifications



Specifications

CAMERAS | VIDEO NETWORK CAMERAS

	SNC-RZ30P	SNC-VL10P
GENERAL		
Mass	1.2 kg (2 lb 10 oz)	350 g (12 oz)
Dimensions (W x H x D)	140 x 175 x 144 mm (5 5/8" x 7" x 5 3/4")	96 x 63 x 186 mm (3 7/8" x 2 1/2" x 7 3/8")
Power requirements	DC 12 V via AC adaptor (100 to 240 V)	DC 12 V via AC adaptor (100 to 240 V)
Power consumption	21.6 W	6.8 W
Operating temperature	0 °C to +40 °C (32 °F to 104 °F)	-10 °C to +50 °C (14 °F to 122 °F)
Storage temperature	-20 °C to +60 °C (-4 °F to 140 °F)	-40 °C to +60 °C (-40 °F to 140 °F)
Operating humidity	20% to 80% Non-condensing	20% to 80%, Non-condensing
Storage humidity	20% to 95% Non-condensing	20% to 95%, Non-condensing
IMAGE DATA		
Compression	JPEG	Wavelet
Compression ratio	1/5 ~ 1/60 (10 steps)	1/10 ~ 1/200 (10 steps)
Image Resolution	736 x 544, 640 x 480, 640 x 240, 320 x 240, 160 x 120	752 x 582
Frame rate	25 fps max. (640 x 480)	Max. up to 120 fps (with 3 KB image)
CAMERA		
Imager	1/6 type Interline Transfer Super HAD CCD	1/3 type Super HAD CCD
Pixels	800,000 pixels	-
Electronic shutter	1 /3 to 1/10,000 sec	1/50 to 1/100,000
Exposure	Auto [Full Auto (including backlight compensation), Shutter-priority, Iris-priority] and manual	
White balance	Auto, ATW, Indoor, Outdoor, One-push (trigger command), Manual	ATW
EV Compensation	-1.75 to +1.75 (15 steps)	-
Iris	Auto/Manual (F1.6 to close)	Manual
Gain	Auto/Manual (-3 dB to 28 dB)	-
Focus mode	Auto/Manual (Near, Far, One-push autofocus)	-
LENS		
Zoom Ratio	25 x optical zoom, 300 x with digital zoom	-
Horizontal viewing angle	2.0° to 45°	W 73.9° x 56.3° T 33.8° x 25.8°
Focal length	f = 2.4 mm to 60 mm	Vari-focal (focal length: 3.5 to 8.0 mm)
F-number	F1.6 (Wide), F2.7 (Tele)	-
Minimum object distance	Tele: 800 mm, Wide: 30 mm	500 mm
PAN/TILT		
Pan angle	-170° to +170°	-
Pan speed	2 sec./340°	-
Tilt angle	-25° to +90°	-
Tilt speed	1.5 sec./115°	-
INTERFACES		
Ethernet	10 Base-T / 100 Base-Tx (RJ-45)	10 Base-T
PCMCIA	Type II x 2	-
Sensor and I/O	Sensor input x 3, Sensor output x 2	Sensor I/O
Video Output	Analogue composite (BNC x 1)	Analogue composite (BNC x 1)
Serial I/F	RS-232C/RS-485 transparent port	RS-232C/RS-485 transparent port
ANALOGUE VIDEO OUTPUT		
Signal system	PAL	PAL
Sync system	Internal	Internal
Horizontal resolution	480 TV lines	480 TV lines
S/N ratio	Better than 48 dB	More than 50 dB
Minimum illumination	Colour: 3 lx at F1.6 (50 IRE), B&W: 0.18 lx at F1.6 (50 IRE)	2.0 lx at F1.4, 50 IRE
SYSTEM/NETWORK		
CPU	32 bit RISC Embedded processor	32-bit RISC-Embedded processor
Embedded flash memory	32 MB (includes 8 MB alarm buffer)	8 MB (Default home page area: 4.5 MB)
RAM	32 MB (includes 8 MB alarm buffer)	16 MB (Free area 6 MB)
Browser	MS Internet Explorer v 5.5 and 6.0 (Windows98/ME/NT4.0/2000)	MS Internet Explorer v 5.5 and 6.0 (Windows98/ME/ NT4.0/2000), Netscape Navigator version 4.7 or 6.0 ^{*1} , Macintosh/UNIX/Linux: Java Applet-enabled browser ^{*2}
Security	IP-filtering, Password protection	IP-filtering, Password protection, Image encryption
Protocols supported	TCP/IP, HTTP, ARP, ICMP, DHCP, FTP, SMTP and SNMP (Standard MIB)	TCP/IP, HTTP, ARP (including RARP), ICMP, DHCP, PPP, PPPoE, FTP, SMTP and SNMP (Standard MIB)
Supplied accessories	Ceiling mount kit, AC power adaptor, AC power cable, Ethernet cable (UTP category 5 cross cable), CD-Rom (Set up programme and User's guide), I/O receptacle, Installation manual, Ferrite core	AC power adaptor, AC power cable, CD-Rom (Set up programme and User's guide), Quick reference guide, Cross cable
Optional accessories	MSA-64A Memory Stick (64 MB) MSAC-PC2 Memory Stick/PC Card Adaptor	-

^{*1} Only the Java Applet-enabled version 6.0 browser supports the SNC-VL10P

^{*2} The SNC-VL10P may not perform to specifications when using this browser

CAMERAS | COLOUR CCD CAMERAS / CAMERA ADAPTORS

	SSC-DC50AP	SSC-DC54AP	SSC-DC58AP
Pickup device	1/2 type Interline Transfer CCD	1/2 type Interline Transfer CCD	1/2 type Interline Transfer CCD
Pic. Elements (H x V)	752 x 582	752 x 582	752 x 582
Lens mount	C and CS adj.	C and CS adj.	C and CS adj.
Signal system/scanning system	PAL 625/2:1	PAL 625/2:1	PAL 625/2:1
Colour mode	AWB/ATW/ ATW PRO/ PRESET 5,600 °K	AWB/ATW/ ATW PRO/ PRESET 5,600 °K	ATW PRO/ ATW/AWB/ PRESET 5,600 °K
Sync system	Internal/External	Internal/External	Internal/External
External sync	VS and VBS/ MPX VS	AC Line Lock, VS and VBS	AC Line Lock, VS and VBS
V-Phase control	No	±90°	±90°
H-Phase control	Yes	Yes	Yes
Horizontal resolution	470 TV lines	470 TV lines	470 TV lines
S/N Ratio (AGC OFF, Weight ON)	Better than 50 dB	Better than 50 dB	Better than 50 dB
Min. illumination (Turbo AGC ON)	0.4 lux at F1.2 (30 IRE) 0.8 lux at F1.2 (50 IRE)	0.4 lux at F1.2 (30 IRE) 0.8 lux at F1.2 (50 IRE)	0.4 lux at F1.2 (30 IRE) 0.8 lux at F1.2 (50 IRE)
Video output	Composite, BNC (1) Y/C, Mini-Din (1)	Composite, BNC (1) Y/C, Mini-Din (1)	Composite, BNC (1) Y/C, Mini-Din (1)
Operating temperature	-10 to 50 °C (14 to 122 °F)	-10 to 50 °C (14 to 122 °F)	-10 to 50 °C (14 to 122 °F)
Storage temperature	-40 to 60 °C (-40 to 140 °F)	-40 to 60 °C (-40 to 140 °F)	-40 to 60 °C (-40 to 140 °F)
Power requirements	1) Multiplexing with YS-W170P/W270P 2) DC 12 V power supply	AC 24 V, 50 Hz	AC 220 to 240 V, 50 Hz
Power consumption	1) 5.5 W supplied from YS-W170P/W270P 2) 4.5 W at DC 12 V	6.0 W	5.5 W
Mass	600 g (1 lb. 5 oz.)	600 g (1 lb. 5 oz.)	900 g (2 lb.)
Dimensions W x H x D	64 x 57 x 137 mm (2 1/2" x 2 1/4" x 5 3/8")	64 x 57 x 137 mm (2 1/2" x 2 1/4" x 5 3/8")	64 x 57 x 162 mm (2 1/2" x 2 1/4" x 6 3/8")
Supplied accessories	Lens connector (x1) Lens mount cap (x1) Operation manual (x1)	Lens connector (x1) Lens mount cap (x1) Operation manual (x1)	Lens connector (x1) Lens mount cap (x1) Operation manual (x1)

	YS-W270P	YS-W170P
Video output	BNC (8), composite video	BNC (2), composite video
Video input	Camera In, BNC (4)	Camera In, BNC (1)
External sync	VS or VD-W	VS or VD-W
Internal sync	VS or VD-W	VS or VD-W
Max. cable length	300 m using RG-59B/U 500 m using RG-6A/U 600 m using RG-11A/U	300 m using RG-59B/U 500 m using RG-6A/U 600 m using RG-11A/U
Cable compensation	3-Position	3-Position
Power requirement	AC 220 to 240 V, 50 Hz	AC 220 to 240 V, 50 Hz
Power consumption	49.5 W	15 W
Operating temp.	-10 to 50 °C (14 to 104 °F)	-10 to 50 °C (14 to 104 °F)
Mass	3.6 kg (7 lb. 15 oz.)	1.9 kg (4 lb. 3 oz.)
Dimensions W x H x D	424 x 52 x 345 mm (16 3/8" x 2 1/8" x 13 5/8")	212 x 52 x 345 mm (8 3/8" x 2 1/8" x 13 5/8")

Specifications

CAMERAS | COLOUR CCD CAMERAS

	SSC-DC593P	SSC-DC598P	SSC-DC393P	SSC-DC398P	SSC-DC193P	SSC-DC198P
Image device	1/3 type Interline Transfer CCD with DynaView technology	1/3 type Interline Transfer CCD with DynaView technology	1/3 type Interline Transfer CCD	1/3 type Interline Transfer CCD	1/3 type Interline Transfer CCD	1/3 type Interline Transfer CCD
Picture elements (H x V)	752 x 582	752 x 582	752 x 582	752 x 582	500 x 582	500 x 582
Sensing area	1/3 type format (4.8 x 3.6 mm)	1/3 type format (4.8 x 3.6 mm)	1/3 type format (4.8 x 3.6 mm)	1/3 type format (4.8 x 3.6 mm)	1/3 type format (4.8 x 3.6 mm)	1/3 type format (4.8 x 3.6 mm)
Signal system	PAL	PAL	PAL standard	PAL standard	PAL standard	PAL standard
Sync. System	Internal/External	Internal/External	INT/LL	LL	INT/LL	LL
Horizontal resolution	480 TV lines	480 TV lines	480 TV lines	480 TV lines	330 TV lines	330 TV lines
Lens mount	CS	CS	CS	CS	CS	CS
Minimum illumination	Colour: 0.8 lx at F1.4 (50 IRE) B/W: 0.07 lx at F1.4 (50 IRE)	Colour: 0.8 lx at F1.4 (50 IRE) B/W: 0.07 lx at F1.4 (50 IRE)	0.35 lx at F1.2 (30 IRE, AGC ON, Turbo mode) 0.7 lx at F1.2 (50 IRE, AGC ON, Turbo mode) 3.5 lx at F1.2 (100 IRE, AGC ON, Turbo mode)	0.35 lx at F1.2 (30 IRE, AGC ON, Turbo mode) 0.7 lx at F1.2 (50 IRE, AGC ON, Turbo mode) 3.5 lx at F1.2 (100 IRE, AGC ON, Turbo mode)	0.3 lx at F1.2 (30 IRE, AGC ON, Turbo mode) 0.6 lx at F1.2 (50 IRE, AGC ON, Turbo mode) 3.0 lx at F1.2 (100 IRE, AGC ON, Turbo mode)	0.3 lx at F1.2 (30 IRE, AGC ON, Turbo mode) 0.6 lx at F1.2 (50 IRE, AGC ON, Turbo mode) 3.0 lx at F1.2 (100 IRE, AGC ON, Turbo mode)
AGC	OFF/MANUAL/NORMAL/TURBO selectable	OFF/MANUAL/NORMAL/TURBO selectable	ON/OFF (switchable)	ON/OFF (switchable)	ON/OFF (switchable)	ON/OFF (switchable)
Shutter	1/60 (1/50) to 1/10000 (8steps) OFF/MANUAL/CCD IRIS selectable	1/60 (1/50) to 1/10000 (8steps) OFF/MANUAL/CCD IRIS selectable	ON/OFF (switchable), 1/50 to 1/100,000 s	ON/OFF (switchable), 1/50 to 1/100,000 s	ON/OFF (switchable), 1/50 to 1/100,000 s	ON/OFF (switchable), 1/50 to 1/100,000 s
White Balance (WB)	ATW PRO/ATW/3200K/5600K/MANUAL/DUAL WB	ATW PRO/ATW/3200K/5600K/MANUAL/DUAL WB	ATW	ATW	ATW	ATW
Backlight Compensation (BLC)	DYNAVIEW/SPOT/WEIGHT/OFF switchable	DYNAVIEW/SPOT/WEIGHT/OFF switchable	ON/OFF switchable	ON/OFF switchable	ON/OFF switchable	ON/OFF switchable
Day/Night mode	COLOUR/AUTO/EXTERNAL/B&W	COLOUR/AUTO/EXTERNAL/B&W	-	-	-	-
Activity detection	ON / OFF switchable	ON / OFF switchable	-	-	-	-
Zone masking	ON / OFF switchable (with Area setting function)	ON / OFF switchable (with Area setting function)	-	-	-	-
Variable Gamma	OFF / SCENE1 / SCENE2 / SCENE3 / SCENE4 selectable	OFF / SCENE1 / SCENE2 / SCENE3 / SCENE4 selectable	-	-	-	-
Camera Title	Up to 24 characters ON / OFF switchable	Up to 24 characters ON / OFF switchable	-	-	-	-
S/N ratio	More than 50 dB (AGC OFF, Weight ON)	More than 50 dB (AGC OFF, Weight ON)	More than 50 dB (AGC OFF, Weight ON)	More than 50 dB (AGC OFF, Weight ON)	More than 50 dB (AGC OFF, Weight ON)	More than 50 dB (AGC OFF, Weight ON)
Video out	1.0 Vp-p, BNC (1)	1.0 Vp-p, BNC (1)	1.0 Vp-p; 75 Ω, sync. negative	1.0 Vp-p; 75 Ω, sync. negative	1.0 Vp-p; 75 Ω, sync. negative	1.0 Vp-p; 75 Ω, sync. negative
Remote Control	RS-485	RS-485	-	-	-	-
Operating temperature	-10 to 50 °C (-40 to 122 °F)	-10 to 50 °C (-40 to 122 °F)	-10 to 50 °C (14 to 122 °F)	-10 to 50 °C (14 to 122 °F)	-10 °C to 50 °C (14 °F to 122 °F)	-10 °C to 50 °C (14 °F to 122 °F)
Storage temperature	-40 to 60 °C (-40 to 140 °F)	-40 to 60 °C (-40 to 140 °F)	-40 to 60 °C (-40 to 140 °F)	-40 to 60 °C (-40 to 140 °F)	-40 °C to 60 °C (-40 °F to 140 °F)	-40 °C to 60 °C (-40 °F to 140 °F)
Power requirements	AC 24 V ±10%, 50 Hz or DC 12 V ±10%	AC 220 V to 240 V ±10%, 50 Hz	AC 24 V ±10%, 50 Hz or DC 12 V ±10%	AC 220 V to 240 V ±10%, 50 Hz	AC 24 V ±10%, 50 Hz or DC 12 V ±10%	AC 220 V to 240 V ±10%, 50 Hz
Power consumption	5.8 W	5.6 W	3.7 W	4.2 W	3.5 W	3.7 W
Mass	500 g (1 lb 2 oz)	500 g (1 lb 2 oz)	360 g (13 oz)	390 g (14 oz)	360 g (13 oz)	390 g (14 oz)
Auto iris lens	DC/video servo switchable	DC/video servo switchable	DC/video servo switchable	DC/video servo switchable	DC/video servo switchable	DC/video servo switchable
Dimensions (W x H x D)	70 x 57 x 129 (2 3/8" x 2 1/4" x 5 1/8")	70 x 57 x 129 (2 3/8" x 2 1/4" x 5 1/8")	60 x 54 x 120 mm (2 3/8" x 2 1/4" x 4 3/4")	60 x 54 x 120 mm (2 3/8" x 2 1/4" x 4 3/4")	60 x 54 x 120 mm (2 3/8" x 2 1/4" x 4 3/4")	60 x 54 x 120 mm (2 3/8" x 2 1/4" x 4 3/4")
Supplied accessories	Lens mount cap (x1) Menu operations (x1) Operation manual (x1)	Lens mount cap (x1) Menu operations (x1) Operation manual (x1) AC power cable (x1)	Lens mount cap (x1), Operation manual (x1)	Lens mount cap (x1), Operation manual (x1)	Lens mount cap (x1), Operation manual (x1)	Lens mount cap (x1), Operation manual (x1)

CAMERAS | B/W CCD CAMERAS

	SSC-M383CE	SSC-M388CE	SSC-M183CE	SSC-M188CE
Image device	1/3 type Interline Transfer CCD	1/3 type Interline Transfer CCD	1/3 type Interline Transfer CCD	1/3 type Interline Transfer CCD
Picture elements (H x V)	752 x 582	752 x 582	500 x 582	500 x 582
Sensing area	1/3 type format (4.8 x 3.6 mm)	1/3 type format (4.8 x 3.6 mm)	1/3 type format (4.8 x 3.6 mm)	1/3 type format (4.8 x 3.6 mm)
Signal system	CCIR standard	CCIR standard	CCIR standard	CCIR standard
Sync. System	INT/LL	LL	INT/LL	LL
Horizontal resolution	570 TV lines	570 TV lines	380 TV lines	380 TV lines
Lens mount	CS	CS	CS	CS
Minimum illumination	0.04 lx at F1.2 (30 IRE, AGC ON, Turbo mode) 0.07 lx at F1.2 (50 IRE, AGC ON, Turbo mode) 0.3 lx at F1.2 (100 IRE, AGC ON, Turbo mode)	0.04 lx at F1.2 (30 IRE, AGC ON, Turbo mode) 0.07 lx at F1.2 (50 IRE, AGC ON, Turbo mode) 0.3 lx at F1.2 (100 IRE, AGC ON, Turbo mode)	0.03 lx at F1.2 (30 IRE, AGC ON, Turbo mode) 0.06 lx at F1.2 (50 IRE, AGC ON, Turbo mode) 0.25 lx at F1.2 (100 IRE, AGC ON, Turbo mode)	0.03 lx at F1.2 (30 IRE, AGC ON, Turbo mode) 0.06 lx at F1.2 (50 IRE, AGC ON, Turbo mode) 0.25 lx at F1.2 (100 IRE, AGC ON, Turbo mode)
AGC	ON/OFF (switchable)	ON/OFF (switchable)	ON/OFF (switchable)	ON/OFF (switchable)
Shutter	ON/OFF (switchable), 1/50 to 1/100,000 s	ON/OFF (switchable), 1/50 to 1/100,000 s	ON/OFF (switchable), 1/50 to 1/100,000 s	ON/OFF (switchable), 1/50 to 1/100,000 s
Backlight Compensation (BLC)	ON/OFF switchable	ON/OFF switchable	ON/OFF switchable	ON/OFF switchable
S/N ratio	More than 50 dB (AGC OFF, Weight ON)	More than 50 dB (AGC OFF, Weight ON)	More than 50 dB (AGC OFF, Weight ON)	More than 50 dB (AGC OFF, Weight ON)
Video out	1.0 Vp-p; 75 Ω , sync. negative	1.0 Vp-p; 75 Ω , sync. negative	1.0 Vp-p; 75 Ω , sync. negative	1.0 Vp-p; 75 Ω , sync. negative
Operating temperature	-10 to 50 °C (14 to 122 °F)	-10 to 50 °C (14 to 122 °F)	-10 to 50 °C (14 to 122 °F)	-10 to 50 °C (14 to 122 °F)
Storage temperature	-40 to 60 °C (-40 to 140 °F)	-40 to 60 °C (-40 to 140 °F)	-40 to 60 °C (-40 to 140 °F)	-40 to 60 °C (-40 to 140 °F)
Power requirements	AC 24 V ±10%, 50 Hz or DC 12 V ±10%	AC 220 V to 240 V ±10%, 50 Hz	AC 24 V ±10%, 50 Hz or DC 12 V ±10%	AC 220 V to 240 V ±10%, 50 Hz
Power consumption	2.6 W	2.6 W	2.5 W	2.5 W
Mass	360 g (13 oz)	390 g (14 oz)	360 g (13 oz)	390 g (14 oz)
Auto iris lens	DC/video servo switchable	DC/video servo switchable	DC/video servo switchable	DC/video servo switchable
Dimensions (W x H x D)	60 x 54 x 120 mm (2 3/8" x 2 1/4" x 4 3/4")	60 x 54 x 120 mm (2 3/8" x 2 1/4" x 4 3/4")	60 x 54 x 120 mm (2 3/8" x 2 1/4" x 4 3/4")	60 x 54 x 120 mm (2 3/8" x 2 1/4" x 4 3/4")
Supplied accessories	Lens mount cap (x1), Operation manual (x1)	Lens mount cap (x1), Operation manual (x1)	Lens mount cap (x1), Operation manual (x1)	Lens mount cap (x1), Operation manual (x1)

Specifications

CAMERAS | VARI-FOCAL BUILT-IN LENS CAMERAS

	SSC-MX13VCE	SSC-MX18VCE	SSC-CX13VP	SSC-CX18VP
Picture device	1/4 type Interline Transfer CCD	1/4 type Interline Transfer CCD	1/4 type Interline Transfer CCD	1/4 type Interline Transfer CCD
Pic. Elements (H x V)	752 x 582 Vari-focal lens	752 x 582 Vari-focal lens	752 x 582 Vari-focal lens	752 x 582 Vari-focal lens
Built-in lens	f-2.8 to 5.8, from F1.4 Auto iris	f-2.8 to 5.8, from F1.4 Auto iris	f-2.8 to 5.8, from F1.4 Auto iris	f-2.8 to 5.8, from F1.4 Auto iris
View angle (D, H, V)	W 95.7 °, 75.9 °, 56.4 ° T 47.3 °, 37.8 °, 28.4 °	W 95.7 °, 75.9 °, 56.4 ° T 47.3 °, 37.8 °, 28.4 °	W 95.7 °, 75.9 °, 56.4 ° T 47.3 °, 37.8 °, 28.4 °	W 95.7 °, 75.9 °, 56.4 ° T 47.3 °, 37.8 °, 28.4 °
Focus length	Minimum object distance: 0.2 m	Minimum object distance: 0.2 m	Minimum object distance: 0.2 m	Minimum object distance: 0.2 m
Signal system/ scanning system	CCIR 625/2:1	CCIR 625/2:1	PAL 625/2:1	PAL 625/2:1
Colour mode	–	–	ATW	ATW
Sync system	Internal/Line lock (AC operation) switchable	Internal/Line lock (AC operation) switchable	Internal/Line lock (AC operation) switchable	Internal/Line lock (AC operation) switchable
External sync	AC line lock (for AC 24 V)	AC line lock	AC line lock (for AC 24 V)	AC line lock
V-phase control	±90 ° for AC Line lock	±90 ° for AC Line lock	±90 ° for AC Line lock	±90 ° for AC Line lock
Horizontal resolution	570 TV lines	570 TV lines	480 TV lines	480 TV lines
S/N ratio (AGC OFF, weight ON)	More than 50 dB	More than 50 dB	More than 50 dB	More than 50 dB
Min. illumination (Turbo AGC ON)	0.2 lux at F1.4 (30 IRE) 0.3 lux at F1.4 (50 IRE)	0.2 lux at F1.4 (30 IRE) 0.3 lux at F1.4 (50 IRE)	1.1 lux at F1.4 (30 IRE) 1.8 lux at F1.4 (50 IRE)	1.3 lux at F1.4 (30 IRE) 1.8 lux at F1.4 (50 IRE)
AGC	ON/OFF switchable Turbo AGC/ Normal AGC switchable	ON/OFF switchable Turbo AGC/ Normal AGC switchable	ON/OFF switchable Turbo AGC/ Normal AGC switchable	ON/OFF switchable Turbo AGC/ Normal AGC switchable
Iris control mode	Auto iris, ajustable level	Auto iris, ajustable level	Auto iris, ajustable level	Auto iris, ajustable level
Video output	1.0 Vp-p, BNC (1)	1.0 Vp-p, BNC (1)	1.0 Vp-p, BNC (1)	1.0 Vp-p, BNC (1)
Storage temperature	-40 to 60 °C (-40 to 140 °F)	-40 to 60 °C (-40 to 140 °F)	-40 to 60 °C (-40 to 140 °F)	-40 to 60 °C (-40 to 140 °F)
Operating temperature	-10 to 50 °C (14 to 122 °F)	-10 to 50 °C (14 to 122 °F)	-10 to 50 °C (14 to 122 °F)	-10 to 50 °C (14 to 122 °F)
Operating humidity	20 % to 80 % (non condensing)	20 % to 80 % (non condensing)	20 % to 80 % (non condensing)	20 % to 80 % (non condensing)
Input voltage	AC 24 V/DC 12 V	AC 220-240 V	AC 24 V/DC 12 V	AC 220-240 V
Power consumption	1.8 W	2.0 W	3.0 W	2.8 W
Mass	Approx 250 g (8.2 oz.)	Approx 250 g (8.2 oz.)	Approx 250 g (8.2 oz.)	Approx 250 g (8.2 oz.)
Dimensions W x H x D	58 x 54 x 133 mm (2 ¼" x 2 ¼" x 5 ¼")	58 x 54 x 133 mm (5 ½" x 4 ¼" x 5 ¼")	58 x 54 x 133 mm (4 ¾" x 4 ¾" x 3 ¾")	58 x 54 x 133 mm (4 ¾" x 4 ¾" x 3 ¾")
Supplied accessories	Operation manual (x1)	Operation manual (x1) AC cable (x1)	Operation manual (x1)	Operation manual (x1) AC cable (x1)

CAMERAS | MINI FIXED DOME CAMERAS

	SSC-MD53VCE	SSC-CD53VP	SSC-MD33VCE	SSC-CD33VP
Picture device	1/4 type Interline Transfer CCD	1/4 type Interline Transfer CCD	1/4 type Interline Transfer CCD	1/4 type Interline Transfer CCD
Pic. Elements (H x V)	752 x 582 Vari-focal lens	752 x 582 Vari-focal lens	752 x 582 Vari-focal lens	752 x 582 Vari-focal lens
Built-in lens	f-2.8 to 5.8, from F1.4 Auto iris	f-2.8 to 5.8, from F1.4 Auto iris	f-2.8 to 5.8, from F1.4 Auto iris	f-2.8 to 5.8, from F1.4 Auto iris
View angle (D, H, V)	W 95.7 °, 75.9 °, 56.4 ° T 47.3 °, 37.8 °, 28.4 °	W 95.7 °, 75.9 °, 56.4 ° T 47.3 °, 37.8 °, 28.4 °	W 95.7 °, 75.9 °, 56.4 ° T 47.3 °, 37.8 °, 28.4 °	W 95.7 °, 75.9 °, 56.4 ° T 47.3 °, 37.8 °, 28.4 °
Focus length	Minimum object distance: 0.2 m	Minimum object distance: 0.2 m	Minimum object distance: 0.2 m	Minimum object distance: 0.2 m
Signal system/ scanning system	CCIR 625/2:1	PAL 625/2:1	CCIR 625/2:1	PAL 625/2:1
Colour mode	–	ATW	–	ATW
Sync system	Internal/External	Internal/External	Internal/External	Internal/External
External sync	AC line lock (for AC 24 V)	AC line lock (for AC 24 V)	AC line lock (for AC 24 V)	AC line lock (for AC 24 V)
V-phase control	±90 °	±90 °	±90 °	±90 °
Horizontal resolution	570 TV lines	480 TV lines	570 TV lines	480 TV lines
S/N ratio (AGC OFF, weight ON)	Better than 50 dB	Better than 50 dB	Better than 50 dB	Better than 50 dB
Min. illumination (Turbo AGC ON)	0.2 lux at F1.4 (30 IRE) 0.4 lux at F1.4 (50 IRE)	1.2 lux at F1.4 (30 IRE) 2.0 lux at F1.4 (50 IRE)	0.2 lux at F1.4 (30 IRE) 0.4 lux at F1.4 (50 IRE)	1.2 lux at F1.4 (30 IRE) 2.0 lux at F1.4 (50 IRE)
AGC	Turbo AGC (up to 24 dB)/ Normal AGC (up to 18 dB) switchable	Turbo AGC (up to 24 dB)/ Normal AGC (up to 18 dB) switchable	Turbo AGC (up to 24 dB)/ Normal AGC (up to 18 dB) switchable	Turbo AGC (up to 24 dB)/ Normal AGC (up to 18 dB) switchable
Iris control mode	Auto Iris Lens	Auto Iris Lens	Auto Iris Lens	Auto Iris Lens
Video output	1.0 Vp-p, BNC (1)	1.0 Vp-p, BNC (1)	1.0 Vp-p, BNC (1)	1.0 Vp-p, BNC (1)
Weather proof	IP66	IP66	–	–
Operating temperature	-20 to 50 °C (4 to 122 °F)	-20 to 50 °C (4 to 122 °F)	-20 to 50 °C (4 to 122 °F)	-20 to 50 °C (4 to 122 °F)
Operating humidity	20 % to 80 % (non condensing)	20 % to 80 % (non condensing)	20 % to 80 % (non condensing)	20 % to 80 % (non condensing)
Input voltage	AC 24 V/DC 12 V	AC 24 V/DC 12 V	AC 24 V/DC 12 V	AC 24 V/DC 12 V
Power consumption	2.3 W	3.5 W	2.3 W	3.5 W
Mass	Approx 870 g (1lb. 14 oz.)	Approx 870 g (1lb. 14 oz.)	Approx 320 g (11 oz.)	Approx 320 g (11 oz.)
Dimensions W x H x D	Base; 137 x 105 x 138 mm (5 1/2" x 4 1/4" x 5 1/2") Bubble 91 mm (ø) (3 5/8")	Base; 137 x 105 x 138 mm (5 1/2" x 4 1/4" x 5 1/2") Bubble 91 mm (ø) (3 5/8")	Base; 137 x 105 x 138 mm (5 1/2" x 4 1/4" x 5 1/2") Bubble 91 mm (ø) (3 5/8")	Base; 137 x 105 x 138 mm (5 1/2" x 4 1/4" x 5 1/2") Bubble 91 mm (ø) (3 5/8")
Optional accessories	YT-LDC53V Clear dome cover YT-ICB53V In-ceiling bracket	YT-LDC53V Clear dome cover YT-ICB53V In-ceiling bracket	YT-LDC33V Clear dome cover YT-ICB33V In-ceiling bracket	YT-LDC33V Clear dome cover YT-ICB33V In-ceiling bracket

Specifications

VIDEO RECORDERS | DIGITAL VIDEO RECORDERS

	HSR-X200P	HSR-2P
HDD capacity	80 GB HDD Unit (160 GB with additional HDD)	60 GB
Playback During Recording	Yes	Yes
Video signal	CCIR standard, PAL colour	CCIR standard, PAL colour
Recording system	N/A	Rotary two-head helical scanning system
Compression	Motion JPEG	Quantization: 8-bit; Sampling frequency: 13.5 MHz (4 : 2 : 0 components)
Recording/Playback time	Maximum 37914 hours (Approx. 1580 days) 671 hours (80 GB, 1 picture/s, HIGH) 370 hours (80 GB, 1 picture/s, HYPER)	Maximum 9999 hours (Approx. 400 days)
Fast forward/Rewind time	N/A	Less than 3 min. (with a 270-minute tape)
Video Input	1CH, VBS, VS (BNC type) 1.0 Vp-p, 75 Ω , unbalanced 1CH, S-VIDEO (DIN 4pin)	VBS, VS (BNC type) : 1.0 Vp-p, 75 Ω , unbalanced
Video Output	1CH, VBS (BNC type) 1.0 Vp-p, 75 Ω , unbalanced 1CH, S-VIDEO (DIN 4pin)	VBS (BNC type) : 1.0 Vp-p, 75 Ω , unbalanced S-VIDEO (DIN 4-pin)
Loop out connector	BNC (1) / S-VIDEO (1)	—
Split screen display	—	9 patterns
Quality mode	Hyper, Super, High, Mid and Low modes (selectable)	Super, High, Middle and Low modes (selectable)
Horizontal resolution	More than 500 TV lines (Hyper)	More than 500 TV lines (Hyper and Super modes) 360 TV lines (High mode)
S/N ratio	More than 45 dB	More than 48 dB
Mass	Less than 5kg	10 kg (22 lb. 1 oz.)
Dimensions W x H x D	420 x 96 x 376 mm (16 5/8" x 3 7/8" x 14 7/8")	355 x 125 x 410 mm (14" x 5" x 16 1/4")
Power	AC 220 V to 240 V, 50/60 Hz	AC 220 V to 240 V, 50/60 Hz
Power consumption requirements	Less than 30 W	58 W (without options), 78 W (with full options)
Operating temperature	5 to 40 °C (41 to 104 °F)	5 to 40 °C (41 to 104°F)
Usable tape	N/A	DV or DVCAM cassette tape (standard size, mini size)
Parallel input/output connector	—	D-SUB 37-pin (1) 24 terminals (Input), 8 terminals (Output) to be freely assigned (Alarm, Rec. Tally, Clock set, Series rec. etc.) Power output: +12 V (max. 100 mA)
Control terminal	RS-232C interface	ø 3.5 mm Mini-jack RS-232C interface
Audio		
Mic input	1 channel Monoral (Mini-jack) -60 dB, 47kΩ	—
Audio input	1 channel Monoral (phono jack) -8 dB, 47kΩ	—
Audio output	1 channel Monoral (RCA pin jack) -8 dB, 1kΩ	—
Audio S/N ratio	More than 40 dB	—
Supplied accessories	AC power cable (x1) Rack mount kit (x1) Operation manual (x1)	AC power cable (x1) Operation manual (x1) DV 270 minute tape (x1) 37-pin parallel connector (x1)
Optional accessories	—	HSRA-11 Input board SVRM-100A Remote control unit SNT-V304 Video network station

VIDEO RECORDERS | TIME LAPSE VIDEO RECORDERS

	SVT-N72P	SVT-RA96P	SVT-S168P	SVT-N24P
Tape format	VHS	VHS	S-VHS or VHS	VHS
Tape speed	23.39 mm/s (3-hour mode)	11.70 mm/s (6 or 8-hour mode)	23.39 mm/s	23.39 mm/s (3-hour mode)
Fast forward/ rewind time	Approx. 100 seconds (with an E-180 tape)	Approx. 100 seconds (with an E-180 tape)	Approx. 165 seconds (with an SE/E-180 tape)	
Recording system	Rotary 4-Head Helical Scanning System	Rotary 4-Head Helical Scanning System	Rotary 2-Head Helical Scanning System	Rotary 4-Head Helical Scanning System
Video input	BNC: 1.0 Vp-p, 75 Ω , unbalanced	BNC: 1.0 Vp-p, 75 Ω , unbalanced	BNC (1), 1±0.3 Vp-p, 75 Ω unbalanced S-VIDEO: Mini DIN 4-pin, Y: 1.0 Vp-p, 75 Ω , sync negative, C: 0.3 Vp-p, 75 Ω , at burst level, 75 Ω	BNC: 1.0 Vp-p, 75 Ω , unbalanced
Video output	BNC: 1.0 Vp-p, 75 Ω , unbalanced	BNC: 1.0 Vp-p, 75 Ω , unbalanced	BNC (1), 1±0.3 Vp-p, 75 Ω unbalanced S-VIDEO: Mini DIN 4-pin, Y: 1.0 Vp-p, 75 Ω , sync negative, C: 0.3 Vp-p, 75 Ω , at burst level, 75 Ω	BNC: 1.0 Vp-p, 75 Ω , unbalanced
Recording modes	3, 12, 24, 48, 72 Hrs (with an E-180 tape)	6, 18, 30, 48, 72, 96 Hrs (with an E-180 tape)	3-168 Hrs. (with an SE/E-180 tape)	3, 12, 24 Hrs. (with an E-180 tape)
Record interval (Approx.)	1/50 to 0.5 s	1/50 to 0.34 s	1/50 to 1.14 s	1/50 to 0.18 s
Mic input	ø 3.5 mm Mini-jack, -60 dB, 10 kΩ	ø 3.5 mm Mini-jack, -60 dB, 10 kΩ	ø 3.5 mm Mini-jack, -60 dB, 10 kΩ	ø 3.5 mm Mini-jack, -60 dB, 10 kΩ
Audio recording	3, 12, 24 Hour Mode	6, 18, 30 Hour Mode	3, 12, 24 Hour Mode	3, 12, 24 Hour Mode
Audio input	-8 dB, 27 kΩ (phono jack)	-8 dB, 27 kΩ (phono jack)	-8 dB, 27 kΩ (phono jack)	-8 dB, 27 kΩ (phono jack)
Audio output	-8 dB, 600 Ω (phono jack)	-8 dB, 600 Ω (phono jack)	-8 dB, 600 Ω (phono jack)	-8 dB, 600 Ω (phono jack)
Audio S/N ratio	40 dB	40 dB	43 dB	42 dB
Horizontal resolution	350 TV lines (B/W) 240 TV lines (Colour)	350 TV lines (B/W) 240 TV lines (Colour)	400 TV lines (S-VHS) 320 TV lines (VHS, B/W) 240 TV lines (VHS, colour)	350 TV lines (B/W) 300 TV lines (Colour)
S/N Ratio	44 dB	42 dB	46 dB (S-VHS), 44 dB (VHS)	43 dB
Control terminal	ø 3.5 mm Mini-jack RS-232C/RS-485 interface	ø 3.5 mm Mini-jack RS-232C/RS-485 interface	ø 3.5 mm Mini-jack RS-232C/RS-485 interface	ø 3.5 mm Mini-jack RS-232C/RS-485 interface
Time/date	Yes	Yes	Yes	Yes
Built-in timer	7-Day/8-Event	7-Day/8-Event	7-Day/8-Event	Yes
Alarm input	Low level	Low level	Low level	Low level
Alarm output	+5 V, 5.7 kΩ (Low active)	+5 V, 5.7 kΩ (Low active)	+5 V, 5.7 kΩ (Low active)	+5 V, 5.7 kΩ (Low active)
Alarm REC. speed	3, 12, 24 Hrs. or No change	E-180 type: 6, 18 Hrs. or No change E-240 type: 8, 24 Hrs. or No change	3, 12 Hrs. or No change	3, 12 Hrs. or No change
Alarm search	Yes	Yes	No	No
Alarm scan	Yes	Yes	Yes	Yes
Alarm log	Yes	Yes	Yes	Yes
Operating temperature	5 to 40 °C (41 to 104 °F)	5 to 40 °C (41 to 104 °F)	5 to 40 °C (41 to 104 °F)	5 to 40 °C (41 to 104 °F)
Power requirement	AC 220 to 240 V, 50 Hz	AC 220 to 240 V, 50 Hz	AC 220 to 240 V, 50 Hz	AC 220 to 240 V, 50/60 Hz
Power consumption	14 W	16 W	22 W	18 W
Mass	4.3 kg (9 lb. 6 oz.)	9 lb. 6 oz. (4.3 kg)	Approx. 4.6 kg (10 lb. 2 oz.)	3.8 kg (8 lb. 6 oz.)
Dimensions W x H x D	420 x 100 x 300 mm (16 5/8" x 4" x 11 3/8")	420 x 100 x 300 mm (16 5/8" x 4" x 11 3/8")	420 x 100 x 340 mm (16 5/8" x 4" x 13 1/2")	240 x 96.5 x 333 mm (9 1/2" x 3 3/8" x 13 1/8")
Supplied accessories	AC power cable (x1) Operation manual (x1)	AC power cable (x1) Operation manual (x1)	AC power cable (x1) Operation manual (x1)	AC power cable (x1) Operation manual (x1)
Optional accessories	SVT-RM10 Remote control unit SVT-RS100 Interface board (RS-232C/RS-485)	SVT-RM10 Remote control unit SVT-RS100 Interface board (RS-232C/RS-485)	SVT-RM10 Remote control unit	SVT-RM10 Remote control unit SVT-RS100 Interface board (RS-232C/RS-485)

Specifications

VIDEO SERVERS | VIDEO NETWORK STATION

SNT-V304

Video inputs	VBS/VS, BNC type x (4), Auto sensing for NTSC or PAL with 75 Ω termination on/off dip-switch S video, S terminal connector x (1), Alternative VIDEO 1
Serial port	RS-232C, D-sub 9 pin (2) COM 1: EVI-D30/D31, EVI-D100P camera control, HSR-1P, HSR-2P, HSR-X200P digital recorder control COM 2: EVI-D30/D31, EVI-D100P camera control, Modem port
Alarm inputs	Terminal connector x (4), positive ON/negative ON
Alarm output	Terminal connector x (1), Relay out
Ethernet connector	RJ45 x (1), 10/100 Base-T Ethernet Cable
Compression method	JPEG
Maximum performance	NTSC 30 frame/s (352 x 240 resolution), 3 frame/s (704 x 480 resolution) PAL 25 frame/s (352 x 288 resolution), 2 frame/s (704 x 576 resolution)
Bandwidth	0.1 to 2.0 Mbps or Unlimited
Camera View modes	Full size (352 x 288), Huge size (704 x 576)
Sequence dwell time	5 to 30 seconds, 1 second steps
Alarm Activation	Relay out e-mail (SMTP) or forward to server (FTP)
Alarm dwell time	1 to 30 seconds or manual reset
Image size	Full size, 352 x 288
Buffering interval time	10, 5, 4, 3, 2, 1, 1/2, 1/3, 1/4, 1/5 s
Power requirements	AC 12 V, 5.5 W (with supplied AC adaptor)
Mass	0.8 kg (1 lb 12 oz) (not including AC adaptor)
Dimensions W x H x D	146 x 41.5 x 223.5 (5 7/8" x 1 1/8" x 8 7/8")
Optional accessory	EVI-D100P Pan-tilt-zoom camera

EVI-D100P

Video Signal	PAL
Image Sensor	1/4 type Super HAD CCD
Effective Pixels	752 (H) x 582 (V)
Horizontal Resolution	460 TV lines (Wide end)
Lens	x10 Optical Zoom, x40 with Digital Zoom, f = 3.1 to 31, F 1.8 to 2.9
Horizontal Angle of View	6.6 to 65 degrees
Minimum Object Distance	100 mm (Wide end), 600 mm (Tele end)
Minimum Illumination	3.5 lx (F1.8)
Auto Exposure	Auto/Manual/Priority AE, Exposure compensation, Backlight Compensation
Shutter Speed	1/3 to 1/10,000 s
White Balance	Auto, ATW, Manual, One Push, 3200K, 5800K
Effects	Mirror Image, Still Image on Field Memory, Pastel Image, Negative/Positive Reversal, Sepia Image, Monochrome Image, Enhanced Contrast, Mosaic Image, Vertical Stretch, Horizontal Stretch, Motion Image on Still Image, Continuous Still Image, Motion Images on Binaried Still Image, After-image Lag of Moving Object
S/N Ratio	More than 50 dB
Pan/Tilt	Horizontal ± 100 degrees (Max speed 300 degrees/s), Vertical ± 25 degrees (Max speed 125 degrees/s) (in 0.07 degrees increments)
Video Output	VBS, Y/C
Power Requirements	DC 10.8 to 13.0 V
Power Consumption	Max. 13.2 W (at 12 Vdc)
Operating Temperature	0 to 40 °C (32 to 40 °F)
Storage Temperature	-20 to 60 °C (-4 to 140 °F)
Dimensions W x H x D	113 x 120 x 132 mm (4 1/2" x 4 3/4" x 5 1/4")
Weight	860 g (1 lb 14 oz)
Supplied accessories	AC Adaptor (x1), IR Remote Commander unit (x1), Velcro tape (x1), Operation manual (x1)

MULTIPLEXERS | MONITORS

	YS-DX516P	YS-DX416CE	YS-SX509P	YS-SX409CE	YS-DX504P
Multiplexer type	Duplex colour	Duplex B/W	Simplex Colour	Simplex B/W	Duplex colour
No. of video inputs	16	16	9	9	4
Video signal	PAL colour	CCIR B/W	PAL colour	CCIR B/W	PAL colour
Video input	BNC (16) composite video	BNC (16) composite video	BNC (9) composite video	BNC (9) composite video	BNC (4) composite video
VCR input	BNC (1), composite video, 4-pin Mini DIN (1), Y/C	BNC (1), composite video	BNC (1), composite video	BNC (1), composite video	BNC (1), composite video, 4-pin Mini DIN (1), Y/C
VCR output	BNC (16), composite video, 4-pin Mini DIN (1), Y/C	BNC (1), composite video	BNC (1), composite video	BNC (1), composite video	BNC (1), composite video, 4-pin Mini DIN (1), Y/C
Horizontal resolution	720 x 564 TV lines	720 x 564 TV lines	720 x 564 TV lines	720 x 564 TV lines	720 x 564 TV lines
Monitor outputs	BNC (2), composite video	BNC (2), composite video	BNC (1), composite video	BNC (1), composite video	BNC (2), composite video
Digital still/zoom	Yes, 2x zoom	Yes, 2x zoom	Yes, 2x zoom	Yes, 2x zoom	Yes, 2x zoom
Alarm input	16	16	9	9	4
External Alarm output	1	1	1	1	1
Sensor alarm output	16	16	9	9	4
Video loss	Yes	Yes	Yes	Yes	Yes
Battery backup	30 days	30 days	30 days	30 days	30 days
Power requirement	AC 220 - 240 V, 50 Hz	AC 220 - 240 V, 50 Hz	AC 220 - 240 V, 50 Hz	AC 220 - 240 V, 50 Hz	AC 220 - 240 V, 50 Hz
Power consumption	19 W	21 W	18 W	20 W	18 W
Operating temperature	5 to 40 °C (37 to 104 °F)	5 to 40 °C (37 to 104 °F)	5 to 40 °C (37 to 104 °F)	5 to 40 °C (37 to 104 °F)	5 to 40 °C (37 to 104 °F)
Mass	4.1 kg (9 lb. 4 oz.)	4.1 kg (9 lb. 4 oz.)	4.1 kg (9 lb. 4 oz.)	4.1 kg (9 lb. 4 oz.)	3.4 kg (7 lb. 8 oz.)
Dimensions W x H x D	420 x 86 x 325 mm (16 5/8" x 3 1/2" x 12 7/8")	420 x 86 x 325 mm (16 5/8" x 3 1/2" x 12 7/8")	420 x 86 x 325 mm (16 5/8" x 3 1/2" x 12 7/8")	420 x 86 x 325 mm (16 5/8" x 3 1/2" x 12 7/8")	420 x 44 x 325 (16 5/8" x 1 3/4" x 12 7/8")

MONITORS

	SSM-9040P	SSM-14N5E	SSM-20N5E
Picture tube	9-inch (22 cm), visible picture size 8-inch (19.7 cm) measured diagonally 70 degree deflection, AG pitch 0.5 mm	14-inch (37.1 cm), visible picture size 13-inch (33.2 cm) measured diagonally 90 degree deflection, AG pitch 0.25 mm	20-inch (52.2 cm), visible picture size 19-inch (48.1 cm) measured diagonally 90 degree deflection, AG pitch 0.4 mm
TV System/colour standard	PAL	PAL/NTSC/SECAM/NTSC ^{4.43}	PAL/NTSC/SECAM/NTSC ^{4.43}
Horizontal resolution	250 TV lines at centre	600 TV lines at centre	600 TV lines at centre
Video input	Composite video, BNC (1)	Composite video (BNC (1), S Video (Mini DIN 4-pin (1))	Composite video (BNC (1), S Video (Mini DIN 4-pin (1))
Video output	Composite video, BNC (1)	Composite video (BNC (1), S Video (Mini DIN 4-pin (1))	Composite video (BNC (1), S Video (Mini DIN 4-pin (1))
Audio input	—	Phono (1) -5 dB, high impedance	Phono (1) -5 dB, high impedance
Audio output	—	Phono (1) -5 dB, high impedance	Phono (1) -5 dB, high impedance
Built-in speaker	—	Yes	Yes
Power requirement	AC 100 V to 240 V, 50/60 Hz *	AC 100 V to 240 V, 50/60 Hz *	AC 100 V to 240 V, 50/60 Hz *
Power consumption	39 W	80 W	105 W
Mass	7.8 kg (17 lb. 3 oz.)	15 kg (33 lb. 1 oz.)	28 kg (61 lb. 11 oz.)
Dimensions W x H x D	217 x 217 x 352.5 mm (8 5/8" x 8 5/8" x 14")	346 x 340 x 414 mm (13 5/8" x 13 3/8" x 16 3/8")	449 x 441 x 502 mm (17 3/8" x 17 3/8" x 19 3/4")
Optional accessories	MB-520 Rack mounting bracket MB-509 Blank panel	MB-502B Rack mounting kit SLR-102 Slide rail kit (for MB-502B)	SLR-103A Slide rail kit

* UL listed for AC120 V, 60 Hz operation only

Specifications

PRINTERS | COLOUR PRINTERS

	UP-51MDP	UP-21MD	UP-20
Printing method	Dye sublimation printing	Dye sublimation printing	Dye sublimation printing
Resolution	300 dpi	403 dpi	403 dpi
Gradation	256 levels	256 levels Over 16.7 million colours per dot	256 levels Over 16 million colours per dot
Effective print pixels	1920 x 1176 dots	S Size 1524 x 1176 dots L Size 1524 x 1458 dots	S Size 1524 x 1176 dots L Size 2032 x 1458 dots
Paper size	210 x 148 mm (8 1/2" x 5 7/8")	A6 S Size 100 x 90 mm (4" x 3 5/8") A6 L Size 144 x 100 mm (5 5/8" x 4")	A6 S Size 100 x 90 mm (4" x 3 5/8") A6 L Size 144 x 100 mm (5 5/8" x 4")
Print area	165.1 x 124.8 mm (6 1/2" x 5") (Full print mode)	S Size 95.8 x 72.7mm (Full print mode) L Size 126.9 x 91.9 mm (Full print mode)	S Size 95.8 x 72.7mm (Full print mode) L Size 126.9 x 91.9 mm (Full print mode)
Printing time	Approx. 22 seconds (High-speed mode with UPC-510)	UPC-21S approx. 17 seconds UPC-21L approx. 25 seconds	UPC-21S approx. 17 seconds UPC-21L approx. 25 seconds
Picture memory	Eight frame memories	Four Frame Memories*	Four Frame Memories
Inputs/Outputs	Video, S-Video, RGB	Video, S-Video, RGB	Composite Video, S-Video
Control terminals	Special mini, Stereo mini, D-sub 9-pin, D-sub 25-pin	Special mini, Stereo mini, D-sub 9-pin	Remote 1, Remote 2, RS-23CC
Power requirements	AC 220 to 240 V, 50/60 Hz	AC 100 to 120 V, 50/60 Hz	AC 100 to 120 V, 50/60 Hz
Power consumption	1.2 A	AC 220 to 240 V, 50/60 Hz	AC 220 to 240 V, 50/60 Hz
Mass	14 kg (31 lb)	6.5 kg (14 lb. 5 oz.)	6.5 kg (14 lb. 5 oz.)
Dimensions	370 x 125 x 475 mm	212 x 125 x 395 mm	212 x 125 x 395 mm
W x H x D	(14 5/8" x 5" x 18 3/8")	(8 3/8" x 5" x 15 5/8")	(8 3/8" x 5" x 15 5/8")
Supplied accessories	Ink Ribbon Holder (x1) AC power cable (x1) Paper tray (x1) Print tray (x1) Colour Print Pack (20 prints) Operation manual (x1)	AC power cable (x1) Operation manual (x1) Print tray (x1) Colour Print Pack (10 prints)	AC power cable (x1) Operation manual (x1) Print tray (x1) Colour Print Pack (10 prints) Thermal head cleaning cartridge
Optional accessories	UPC-540/540MD Self-laminating Colour Print Pack (102 prints) UPC-510 Colour Print Pack (200 prints) UPA-50RH Ink Ribbon Holder RM-5500 Wired/ Wireless Remote Commander RM-91 Remote Control Unit FS-36 Foot Switch FS-30 Foot Switch	UPC-21S Colour Print Pack (240 prints) UPC-21L Colour Print Pack (200 prints) RM-5500 Wired/ Wireless Remote Control Unit RM-91 Remote Control Unit FS-36 Foot Switch UPA-21SA Slide Adaptor Sony PrimeSupport	UPC-21S Colour Print Pack (240 prints) UPC-21L Colour Print Pack (200 prints) RM-5500 Wired/ Wireless Remote Control Unit, RM-91 Remote Control Unit UPA-21SA Slide Adaptor

All print quantity numbers are measured in default setting. All non-metric weights and measures are approximate. * Eight frame memories will be available soon.

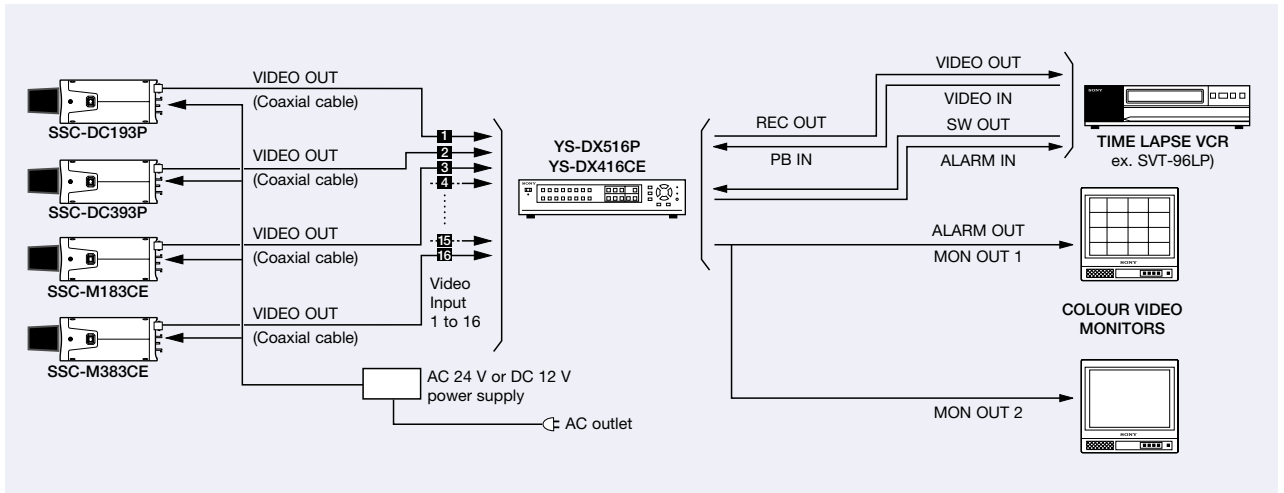
PRINTERS | B/W PRINTERS

	UP-895CE	UP-960CE
Printing method	Direct thermal printing	Direct thermal printing
Thermal head	325 dpi	162 dpi
Gradation	256 grey levels	256 grey levels
Effective print pixels	(CCIR) 1210 x 582 dots (EIA) 1210 x 490 dots (Standard mode and Wide 1 mode)	(CCIR) 1280 x 607 dots (EIA) 1280 x 507 dots (Standard mode and Wide 1 mode)
Print area	(CCIR) Standard mode: 94 x 71 mm (3 3/4" x 2 7/8") Side mode: 126 x 95 mm (5" x 3 3/4") (EIA) Standard mode: 94 x 72 mm (3 3/4" x 2 7/8") Side mode: 126 x 96 mm (5" x 3 7/8")	Standard mode: 190 x 142 mm (7 1/2" x 5 5/8") Side mode: 181 x 243 mm (7 1/4" x 9 5/8") Standard mode: 190 x 144 mm (7 1/2" x 5 3/4") Side mode: 184 x 243 mm (7 1/4" x 9 5/8")
Printing time	Approx. 3.9 seconds per screen (Standard mode and Smoothing off)	Approx. 12 seconds per screen
Picture memory	800 K x 8 bit for one frame	2048 x 1024 x 8 bit
Inputs/Outputs	Video	Video
Control terminals	Stereo mini	Stereo mini
Power requirements	AC 220 to 240 V, 100 to 120 V, 50/60 Hz	AC 220 to 240 V, 120 V, 50/60 Hz
Power consumption	220 to 240 V: 0.8 A, 100 to 120 V: 1.5 A	220 to 240 V: 1.3 A, 120 V: 2.4 A
Mass	3.4 kg (7 lb. 8 oz.)	8 kg (17 lb. 10 oz.)
Dimensions W x H x D	154 x 105 x 260 mm (6 1/8" x 4 1/4" x 10 1/4")	316 x 132 x 305 mm (12 1/2" x 5 1/4" x 12 1/4")
Supplied accessories	BNC cable 1.5 m (x1) AC power cable (x1) Operation manual (x1) UPP-110HG print pack (x1) Head cleaning sheet (x1)	BNC cable 1.5 m (x1) AC power cable (x1) Operation manual (x1) UPP-110HG print pack (x1) Head cleaning sheet (x1)
Optional accessories	UPP-110S Type I High Quality Print Paper (217 prints) UPP-110HD Type II High Density Print Paper (217 prints) UPP-110HG Type V High Glossy Print Paper (203 prints) RM-91 Remote Control Unit FS-20 Foot Switch	UPP-210HD Type II High Density Print Paper (126 prints) UPP-210SE Type II Normal Density Print Paper (126 prints) RM-91 Remote Control Unit FS-20 Foot Switch

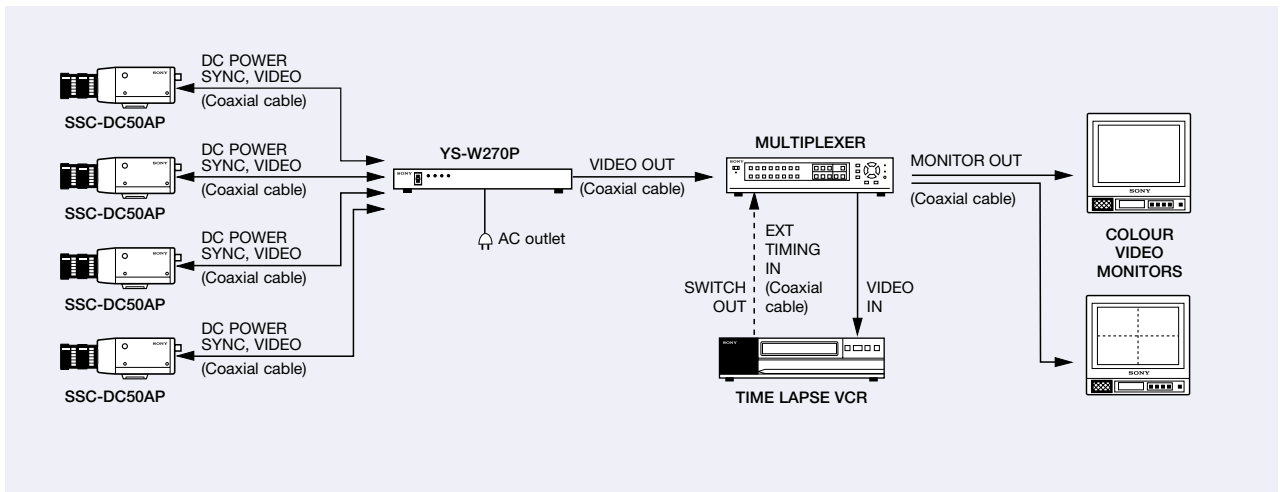
All print quantity numbers are measured in default setting. All non-metric weights and measures are approximate.

Typical Systems

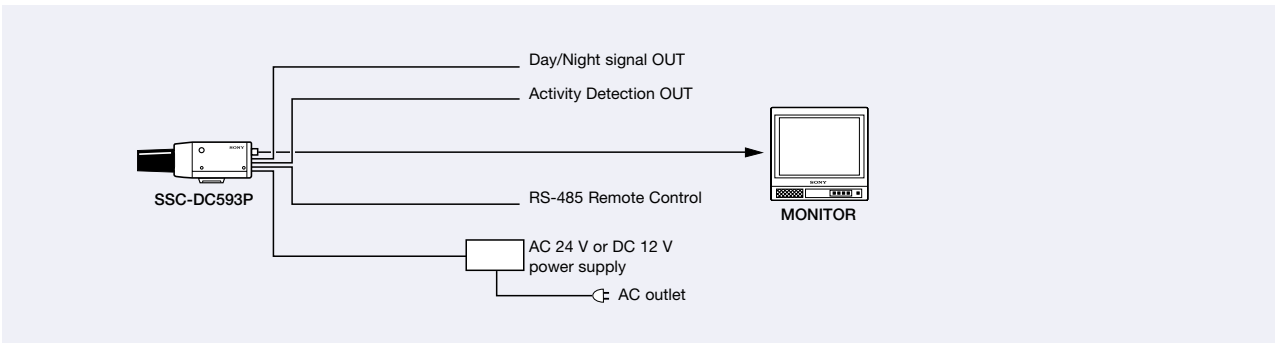
MULTIPLE CAMERA OPERATION / SSC-DC193P / SSC-DC393P / SSC-M183CE / SSC-M383CE



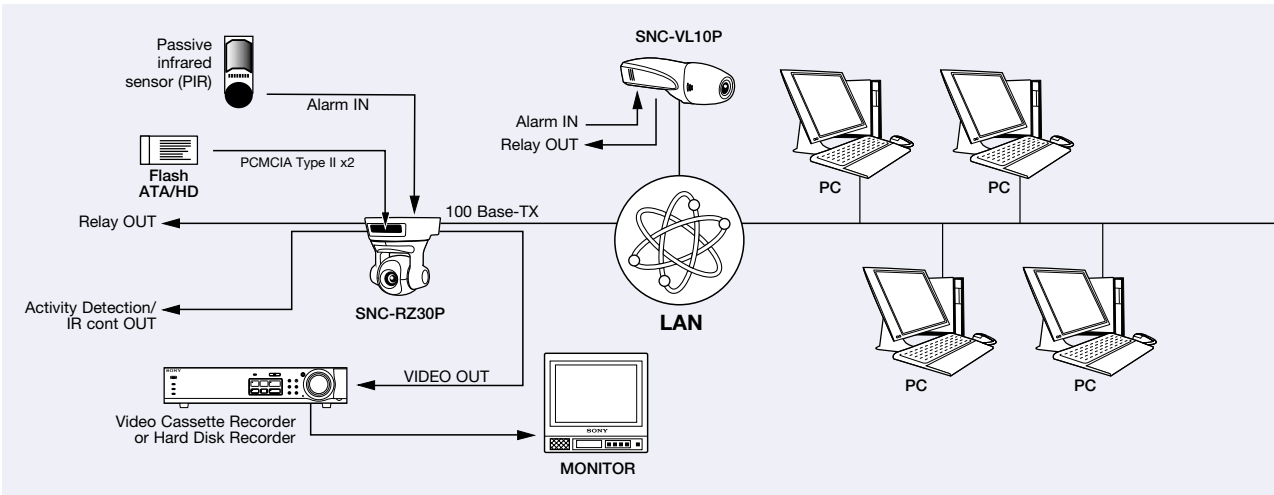
TRIPLE MULTIPLEXING OPERATION / SSC-DC50AP



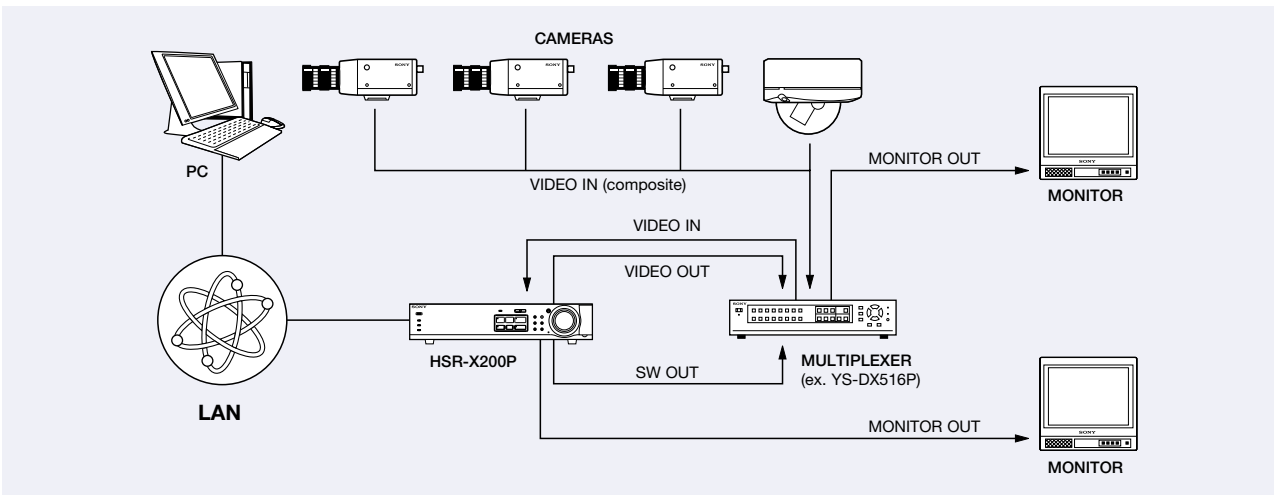
DAY / NIGHT AND REMOTE CONTROLLED OPERATION / SSC-DC593P



VIDEO MONITORING OVER IP / SNC-RZ30P / SNC-VL10P



HARD DISK RECORDING / HSR-X200P



GLOSSARY

AGC

Automatic gain control. Amplifies existing video to help camera reproduce a video signal at very low light levels.

ANALOGUE BACKLIGHT COMPENSATION (BLC)

Picture brightness adjusted automatically depending on lighting conditions. Overcomes the problem of strong backlight which often causes the subject of the picture to be cast into shadow.

APC

Adaptive picture control. Automatically detects the condition of the recording head and video cassette tape, then sets the optimum recording head current. Available on all SVT time lapse VCRs.

APERTURE / SHARP MODE

Makes object outlines in the picture appear sharper. Ideal for situations where an object merges into the scene with a similar shade.

ASPHERICAL TYPE LENS

Lens that allows for a wider viewing area with very little distortion.

ATW

Auto tracing white balance. Adjusts the white balance automatically in response to varying light conditions.

ATW PRO

Ideal for frequently changing light conditions and applications where the operator needs to see objects as they appear to the eye. Effective operational colour range is 2,500 to 6,000K.

AUTO IRIS

Automatically adjusts the iris element as the light level changes.

AWB

Auto white balance. Automatically memorises adjusted white balance values.

BACKLIGHT COMPENSATION

See Smart Control (Digital) See Analogue backlight compensation (Analogue).

C MOUNT

Type of camera mount which measures 17.5 mm from the lens rear mounting surface to the camera's CCD.

CS MOUNT

Type of camera mount which measures 12.5 mm from the lens rear mounting surface to the camera's CCD. CS mount lenses can be used with C mount cameras by adding a 5 mm spacer.

DC SERVO AUTO IRIS LENS

Lens that relies on DC power from the camera to control the iris.

DSP (DIGITAL SIGNAL PROCESSING)

Converts the analogue signal from a CCD image sensor into a digital signal through an

internal A/D converter. The signal is then broken down into luminance and chrominance components for processing, adjustment and feature enhancement enabling many digital features such as backlight compensation.

DUPLEX

Type of multiplexer allowing simultaneous live monitoring or playback as images are being recorded.

EXWAVEHAD TECHNOLOGY

Technology with a nearly gap-less OCL (On-chip-lens) located over each pixel on the CCD resulting in more than twice the sensitivity and 1/50 the smear compared to the Hyper HAD technology.

GUI

Abbreviation for Graphical User Interface.

HYBRID RECORDING

Original Sony recording method of the HSR-1P/2P, which uses both a Hard Disk Drive and DV tape. Images are first recorded to HDD, then transferred to DV tape.

HYPER HAD TECHNOLOGY

Technology with an OCL (On-chip-lens) located over each pixel on the CCD which helps increase sensitivity and reduce smear. Used in most Sony security cameras.

IP (INTERNET PROTOCOL)

This is what allows for data to be transferred between systems over the internet. It provides a standard set of rules for sending and receiving data via the internet. People often say "IP" when referring to an IP address. The two are not necessarily synonymous.

LAN (LOCAL AREA NETWORK)

This is a group of linked computer systems. Typically, they include a single central server with several connected PCs, all within a limited "local" office area (e.g. they are all located on the same floor or within the same building).

NETWORK

In the world of computers, a network is a group of two or more linked systems. There are many types of computer networks, including LANs and WANs.

PROTOCOL

In computer terms, a protocol is a description of the rules that computers on a network follow to communicate with each other.

REALACTION RECORDING

LP recording mode which allows three times as many frames/s to be recorded in 24 H mode (SVT-96LP only).

REALITY REGENERATOR (R²)

Improvement over conventional sharpness which results in very little noise and more accurate picture reproduction during playback.

RS-232 C

Standard for serial data transmission between computers and peripheral devices

such as a modem, telemetry control, VCR control etc.

SENSITIVITY

The amount of light falling on a scene measured in lux.

SERVER

A computer in a network shared by multiple users. The term may refer to both the hardware and software or generically, any device offering services, such as mail service, file service, printing services, domain name services, etc.

SIMPLEX

Type of multiplexer which allows the user to choose between live monitoring, recording or playback.

SMART CONTROL

Digital circuit within the camera providing automatic backlight compensation by automatically adjusting iris and gain. See DSP also.

SMEAR

Vertical streaks above and below a brightly lit object or light source when observed on the monitor. Vertical lines on the screen are caused by the leakage of unwanted light onto the vertical shift register of the CCD.

SYNCHRONISATION

Used in multi-camera installations where automatic switching is employed and allows roll-free switching from camera to camera.

TRINITRON CRT

Sony CRT which allows for high resolution and the best possible picture reproduction. The completely flat, straight vertical surface of the Trinitron CRT provides very low purity imperfection.

TRIPLE MULTIPLEXING

Video, sync and power transmitted over a single coaxial cable.

TURBO AGC

Powerful automatic gain control function. Increases range of video gain compared to conventional AGC resulting in greater sensitivity.

VIDEO SERVO AUTO IRIS LENS

Lens that relies on video input to control the iris opening. When the video level is high, the lens iris closes. When the video level is low, it opens.

5600K MODE

White balance mode recommended for outdoor daytime shooting.

PRODUCTS	FEATURES	SPECIFICATIONS
EVI-D100P	18	32
HSR-2P	15	30
HSR-X200P	15	30
SNC-RZ30P	8	24
SNC-VL10P	8	24
SNT-V304	18	32
SSC-CD33VP	14	29
SSC-CX13VP	13	28
SSC-CX18VP	13	28
SSC-DC193P	11	26
SSC-DC198P	11	26
SSC-DC393P	10	26
SSC-DC398P	10	26
SSC-DC50AP	9	25
SSC-DC54AP	9	25
SSC-DC58AP	9	25
SSC-DC593P	10	26
SSC-DC598P	10	26
SSC-M183CE	12	27
SSC-M188CE	12	27
SSC-M383CE	12	27
SSC-M388CE	12	27
SSC-MD33VCE	14	29
SSC-MD53VCE	14	29
SSC-MX13VCE	13	28
SSC-MX18VCE	13	28
SSM-14N5E	21	33
SSM-20N5E	21	33
SSM-9040P	21	33
SVT-N24P	17	31
SVT-N72P	16	31
SVT-RA96P	16	31
SVT-S168P	17	31
UP-20	22	34
UP-21MD	22	34
UP-51MDP	22	34
UP-895CE	23	35
UP-960CE	23	35
YS-DX416CE	19	33
YS-DX504P	20	33
YS-DX516P	19	33
YS-SX409CE	19	33
YS-SX509P	19	33
YS-W170P	9	25
YS-W270P	9	25

Sony address/contact details/dealer stamp

SONY®

www.sonybiz.net

SONY BUSINESS EUROPE

SONY IS A REGISTERED TRADEMARK OF THE SONY CORPORATION, JAPAN.
FEATURES AND SPECIFICATIONS ARE SUBJECT TO CHANGE WITHOUT NOTICE.
EXWAVEHAD, HYPERHAD, DYNAVIEW, MEMORY STICK AND PRIMESUPPORT ARE TRADEMARKS OF SONY CORPORATION.
CA-E-SURVEILLANCE CATALOGUE 2002/GB- / /2002