







# CAMERA ACCESSORIES

CAMERA

## Bracket for Speed Dome Camera (SPD-3300/3000/2300)

							
Mode	STB-330PC (Ceiling Bracket)	STB-20PF (Flanger)	STB-30PF (Ceiling Flange)	STB-330PPM (Pole Mount)	STB-340PCM (Corner Mount)	STB-350PPM (Parapet Mount)	
Operating Temperature	-20°C - 50°C	-20°C - 50°C	-20°C - 50°C	-20°C - 50°C	-20°C - 50°C	-20°C - 50°C	
Operating Humidity	0 to 90% RH	0 to 90% RH	0 to 90% RH	0 to 90% RH	0 to 90% RH	0 to 90% RH	
Materials	Housing	ALDC 12	EGI 2T	ALDC 12	SPCC	SPCC	SUS
	Ring	-	-	EGI 1.2T	-	-	-
	Dome	-	-	-	-	-	-
Antivibration / Waterproof	-	-	-	-	-	-	
Dimensions	Ø183(W) x 48.5(H)mm	Ø183(W) x 3mm	Ø126(W) x 67(H)mm	155(W) x 185(H) x 50(D)mm	297(W) x 185(H) x 192(D)mm	680(W) x 920(H)mm	
Weight	1.3Kg	300g	380g	600g	1.3Kg	8Kg	

### Dimensions

Unit : mm

