


# Composit new



ASSA ABLOY

ASSA ABLOY, the global leader  
in door opening solutions



# Composit new

## Maniglione antipanico con design moderno e dimensioni ideali per retrofit

### Caratteristiche:

- Reversibile
- Adatto per porte a singola o doppia anta
- Idoneo per porte tagliafuoco/antifumo
- Barre in acciaio verniciato e alluminio anodizzato
- Larghezza 36 mm e altezza 205 mm
- Abbinabile alle maniglie esterne:
  - Serie F9510 (maniglia semplice)
  - Serie F9520 (gruppo maniglia per Composit predisposto per cilindro ovale)
  - Serie F9521 (gruppo maniglia per Composit predisposto per cilindro profilato)
- Mezzi cilindri (per uso con maniglia singola):
  - Ovali (serie F150)
  - Profilati (serie F160)
- Certificato CE (EN1125) per porte montate su cerniere o perni, con massa oltre 200 kg, altezza non superiore a 2520 mm e larghezza non maggiore di 1320 mm

### Versioni:

- Standard reversibile modulare (per 1, 2 o 3 punti di chiusura) per cilindro ovale o profilato
- Con micro-switch (dx o sx) modulare (1, 2 o 3 punti di chiusura) per cilindro ovale o profilato

### Da ordinare a parte:

- Mezzo cilindro esterno (per uso con maniglia semplice)
- Barra
- Kit scrocci (per chiusure aggiuntive)
- Maniglia esterna

### Testo capitolato:

Maniglione antipanico con coperture di altezza 205 mm e larghezza 36 mm, predisposto per uso con cilindro ovale o profilato e abbinabile a gruppo maniglia esterno con cilindro fisso, Composit



## Panic exit device with modern design and suitable size for retrofit

### Features:

- Reversible
- Suitable for single or double leaf doors
- Right for fire rated doors
- Varnished steel and anodized aluminum bars
- Width 36 mm and height 205 mm
- Can be combined with external handles:
  - Series F9510 (Simple handle)
  - Series F9520 (Handle set for Composit designed for oval cylinder)
  - Series F9521 (Handle set for Composit designed for profile cylinder)
- Half cylinders (for use with simple handle):
  - Oval (series F150)
  - Profile (series F160)
- CE certified (EN1125) for doors on hinges or pivots with weight over 200 kg, height not higher than 2520 mm and width not greater than 1320 mm

### Versions:

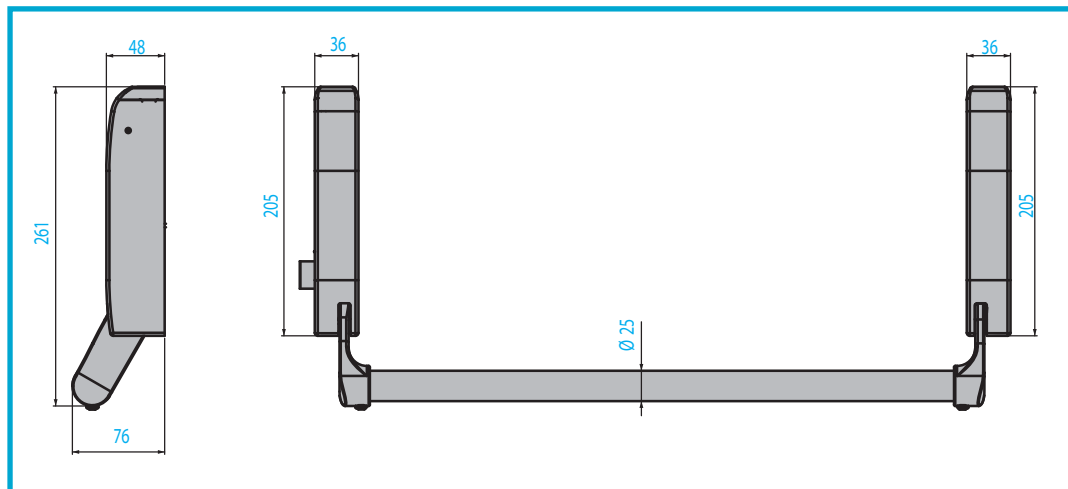
- Standard reversible modular (for 1, 2 or 3 locking points) for oval or profile cylinder
- With micro-switch (right or left) modular (for 1, 2 or 3 locking points) for oval or profile cylinder

### To be ordered separately:

- External half cylinder (for use with simple handle)
- Horizontal bar
- Latches Kit (for additional locking points)
- External handle

### Text for specifications:

Panic exit device with covers of height 205 mm and width 36 mm, designed for use with oval or profile cylinder and combinable with external handle set with fixed cylinder, Composit


**COMPOSIT NEW**

Meccanismo base per uso con cilindro esterno che abilita/disabilita la Maniglia Semplice F9510 oppure per installazione con Gruppo Maniglia F9520 o F9521

Mechanism for use with external cylinder which enables/disables Simple Handle F9510 or for installation with Handle Set F9520 or F9521

	Codice / Code	Finitura / Finish		
Per cilindro ovale serie F150 For oval cylinder F150 series	<b>F9500NEW</b>	Nero / Black	2.910	1
	<b>F9500/GRNEW</b>	Grigio / Grey	2.910	1
	<b>F9500/WHNEW</b>	Bianco / White	2.910	1
Per cilindro profilato serie F160 For profile cylinder F160 series	<b>F9501NEW</b>	Nero / Black	2.910	1
	<b>F9501/GREW</b>	Grigio / Grey	2.910	1
	<b>F9501/WHNEW</b>	Bianco / White	2.910	1
	<b>F9501/AUNEW</b>	Oro / Gold	2.910	1
	<b>F9501/INNEW</b>	Inox / Stainless steel	2.910	1

Per le versioni con micro-switch fare riferimento al "Composit Mono New"  
For versions with micro-switch, refer to "Composit Mono New"

**COMPOSIT NEW**

Meccanismo per uso con solo cilindro esterno oppure cilindro esterno e pomolo fisso

Mechanism for use with external cylinder only or external cylinder with fixed knob

Per cilindro ovale serie F150 For oval cylinder F150 series	<b>F9550NEW</b>	Nero / Black	2.630	1
	<b>F9550/GRNEW</b>	Grigio / Grey	2.630	1
	<b>F9550/WHNEW</b>	Bianco / White	2.630	1
Per cilindro profilato serie F160 For profile cylinder F160 series	<b>F9551NEW</b>	Nero / Black	2.630	1
	<b>F9551/GRNEW</b>	Grigio / Grey	2.630	1
	<b>F9551/WHNEW</b>	Bianco / White	2.630	1
	<b>F9551/INNEW</b>	Inox / Stainless steel	2.630	1

**COMPOSIT NEW**

Kit con due meccanismi per porte a doppia anta (per uso su anta primaria con cilindro esterno che abilita/disabilita la Maniglia Semplice F9510 oppure per installazione con Gruppo Maniglia F9520 o F9521)

Kit with 2 mechanisms for double leaf doors (for use on primary leaf with external cylinder which enables/disables Simple Handle F9510 or for installation with Handle Set F9520 or F9521)

Per cilindro ovale serie F150 For oval cylinder F150 series	<b>F9505NEW</b>	Nero / Black	4.478	1
	<b>F9505/GRNEW</b>	Grigio / Grey	4.478	1
	<b>F9505/WHNEW</b>	Bianco / White	4.478	1
Per cilindro profilato serie F160 For profile cylinder F160 series	<b>F9506NEW</b>	Nero / Black	4.478	1
	<b>F9506/GRNEW</b>	Grigio / Grey	4.478	1
	<b>F9506/WHNEW</b>	Bianco / White	4.478	1
Per cilindro profilato serie F160 e con micro-switch sul portabarra For profile cylinder F160 series and with micro-switch on lever	<b>F9506/BNEW</b>	Nero / Black	4.478	1

# Composit new

COMPOSIT MONO NEW  
 Meccanismo base, non reversibile, per uso con cilindro esterno che abilita/disabilita la Maniglia Semplice F9510 oppure per installazione con Gruppo Maniglia F9520 o F9521  
*Mechanism, not reversible, for use with external cylinder which enables/disables Simple Handle F9510 or for installation with Handle Set F9520 or F9521*



Con micro-switch sullo scrocco  
*With micro-switch on latch*

Con micro-switch sul portabarra  
*With micro-switch on lever*

Codice / Code	Mano / Side	Finitura / Finish		
Per cilindro ovale serie F150 For oval cylinder series F150				
F9508/DNEW	Dx / Rhs	Nero/Black	2.500	1
F9508/D/GRNEW	Dx / Rhs	Grigio/Grey	2.500	1
F9508/D/WHNEW	Dx / Rhs	Bianco/White	2.500	1
F9508/SNEW	Sx / Lhs	Nero/Black	2.500	1
F9508/S/GRNEW	Sx / Lhs	Grigio/Grey	2.500	1
F9508/S/WHNEW	Sx / Lhs	Bianco/White	2.500	1
F9508/D/ANEW	Dx / Rhs	Nero/Black	2.500	1
F9508/S/ANEW	Sx / Lhs	Nero/Black	2.500	1
F9508/D/BNEW	Dx / Rhs	Nero/Black	2.500	1
F9508/S/BNEW	Sx / Lhs	Nero/Black	2.500	1



COMPOSIT MONO NEW  
 Meccanismo base, non reversibile, per uso con cilindro esterno che abilita/disabilita la Maniglia Semplice F9510 oppure per installazione con Gruppo Maniglia F9520 o F9521  
*Mechanism, not reversible, for use with external cylinder which enables/disables Simple Handle F9510 or for installation with Handle Set F9520 or F9521*



Con micro-switch sullo scrocco  
*With micro-switch on latch*

Con micro-switch sul portabarra  
*With micro-switch on lever*

Con micro-switch sullo scrocco e sul portabarra  
*With micro-switch on latch and on lever*

Codice / Code	Mano / Side	Finitura / Finish		
Per cilindro profilato serie F160 For profile cylinder series F160				
F9509/DNEW	Dx / Rhs	Nero/Black	2.500	1
F9509/D/GRNEW	Dx / Rhs	Grigio/Grey	2.500	1
F9509/D/WHNEW	Dx / Rhs	Bianco/White	2.500	1
F9509/SNEW	Sx / Lhs	Nero/Black	2.500	1
F9509/S/GRNEW	Sx / Lhs	Grigio/Grey	2.500	1
F9509/S/WHNEW	Sx / Lhs	Bianco/White	2.500	1
F9509/D/ANEW	Dx / Rhs	Nero/Black	2.500	1
F9509/S/ANEW	Sx / Lhs	Nero/Black	2.500	1
F9509/D/BNEW	Dx / Rhs	Nero/Black	2.500	1
F9509/S/BNEW	Sx / Lhs	Nero/Black	2.500	1
F9509/D/ABNEW	Dx / Rhs	Nero/Black	2.500	1
F9509/S/ABNEW	Sx / Lhs	Nero/Black	2.500	1

# Barre Bars



Codice / Code	Finitura / Finish	mm	 gr	
Barre in acciaio verniciato <i>Painted steel bars</i>				
F19209/R*	Rosso / Red	995	800	6
F19210/R*	Rosso / Red	1.200	800	6
F19212/R*	Rosso / Red	1.500	800	6

\*Per le altre finiture disponibili, sostituire la "R" con le seguenti lettere

\*For other finishes available, replace "R" with the following letters

GG = Grigio / Grey	N = Nero / Black	V = Verde / Green	WH = Bianco / White	IN = Inox / SS	AU = Oro / Gold
--------------------	------------------	-------------------	---------------------	----------------	-----------------



Codice / Code	Finitura / Finish	mm	 gr	
Barre in alluminio anodizzato <i>Anodized aluminum bars</i>				
F9309/AR	Argento / Silver	995	560	6
F9310/AR	Argento / Silver	1.200	680	6
F9312/AR	Argento / Silver	1.500	848	6

# Accessori per Composit new

## Accessories for Composit new



Codice / Code	Finitura / Finish		
Kit scrocci verticali <i>Vertical latches Kit</i>			
<b>F9830NEW</b>	Nero / Black	2.012	4
<b>F9830/GRNEW</b>	Grigio / Grey	2.012	4
<b>F9830/WHNEW</b>	Bianco / White	2.012	4
<b>F9830/AUNEW</b>	Oro / Gold	2.012	4
<b>F9830/INNEW</b>	Inox / Stainless steel	2.012	4



Codice / Code	Finitura / Finish		
Kit scrocci laterali <i>Lateral latches Kit</i>			
<b>F9831NEW</b>	Nero / Black	2.012	4
<b>F9831/GRNEW</b>	Grigio / Grey	2.012	4
<b>F9831/WHNEW</b>	Bianco / White	2.012	4
<b>F9831/AUNEW</b>	Oro / Gold	2.012	4
<b>F9831/INNEW</b>	Inox / Stainless steel	2.012	4



Codice / Code	Finitura / Finish		
Carter copriasta per articoli F9830 e F9831 <i>Covers for rods for articles F9830 and F9831</i>			
<b>F9820NEW</b>	Nero / Black	624	4
<b>F9820/GRNEW</b>	Grigio / Grey	624	4
<b>F9820/WHNEW</b>	Bianco / White	624	4
<b>F9820/INNEW</b>	Inox / Stainless steel	624	4



Codice / Code	Finitura / Finish		
Prolunga asta superiore +1150 mm (carter non utilizzabile) per articoli F9830 e F9831 <i>Upper extension rod +1150 mm (cover not applicable) for articles F9830 and F9831</i>			
<b>F9316/1</b>	Nero / Black	350	1
<b>F9316/1GR</b>	Grigio / Grey	350	1
<b>F9316/1WH</b>	Bianco / White	350	1
<b>F9316/1AU</b>	Oro / Gold	350	1
<b>F9316/1IN</b>	Inox / Stainless steel	350	1

Codice / Code	Finitura / Finish		
Guida aste in plastica (Ricambio) per articoli F9830 e F9831 <i>Plastic guide for rods (Spare Part) for articles F9830 and F9831</i>			
<b>F8328</b>	Nero / Black	30	1
<b>F8328/GR</b>	Grigio / Grey	30	1
<b>F8328/WH</b>	Bianco / White	30	1

# Accessori per Composit new

## Accessories for Composit new



Codice / Code	Finitura / Finish		
Kit scroccchi verticali con copriaste <i>Vertical latches Kit with cover for rods</i>			
<b>F9840NEW</b>	Nero / Black	2.012	4
<b>F9840/GRNEW</b>	Grigio / Grey	2.012	4
<b>F9840/WHNEW</b>	Bianco / White	2.012	4
<b>F9840/AUNEW</b>	Oro / Gold	2.012	4
<b>F9840/INNEW</b>	Inox / Stainless steel	2.012	4






Codice / Code	Finitura / Finish		
Kit scroccchi laterali con copriaste <i>Lateral latches Kit with cover for rods</i>			
<b>F9841NEW</b>	Nero / Black	2.012	4
<b>F9841/GRNEW</b>	Grigio / Grey	2.012	4
<b>F9841/WHNEW</b>	Bianco / White	2.012	4
<b>F9841/AUNEW</b>	Oro / Gold	2.012	4
<b>F9841/INNEW</b>	Inox / Stainless steel	2.012	4



Codice / Code	Finitura / Finish		
Asta superiore prolungata (+630 mm) con cover <i>Upper rod extended (+630 mm) with cover</i>			
<b>F9821</b>	Nero / Black	714	1
<b>F9821/GR</b>	Grigio / Grey	714	1
<b>F9821/WH</b>	Bianco / White	714	1

### Incontri Strike plates



Codice / Code	Finitura / Finish		
Centrale o Superiore (Ricambio) <i>Central or Upper (Spare Part)</i>			
<b>F9300</b>	Inox / Stainless steel	52	1
Centrale per porte in legno <i>Central for wooden doors</i>			
<b>F9301</b>	Inox / Stainless steel	60	1
Centrale per porte in PVC (salto 11,7 mm) - 2 fori <i>Central for PVC doors (11,7 mm door edge) - 2 holes</i>			
<b>F9302</b>	Inox / Stainless steel	40	1
Centrale per porte in PVC (salto 11,7 mm) - 3 fori <i>Central for PVC doors (11,7 mm door edge) - 3 holes</i>			
<b>F9302/2</b>	Inox / Stainless steel	50	1
Centrale per porte in PVC (salto 16 mm) - 3 fori <i>Central for PVC doors (16 mm door edge) - 3 holes</i>			
<b>F9302/3</b>	Inox / Stainless steel	60	1
Per pavimento (Ricambio) <i>For floor (Spare Part)</i>			
<b>F9303</b>	Inox / Stainless steel	60	1

# Accessori per Composit new

## Accessories for Composit new



Codice / Code	Finitura / Finish	gr	
Maniglia semplice Handle			
F9510	Nero / Black	378	1
F9510/GR	Grigio / Grey	378	1
F9510/WH	Bianco / White	378	1



Codice / Code	Finitura / Finish	gr	
Gruppo Maniglia per Composit predisposto per cilindro ovale Handle Set for Composit designed for oval cylinder			
F9520	Nero / Black	874	1
F9520/GR	Grigio / Grey	874	1
9520/WH	Bianco / White	874	1

Gruppo Maniglia per Composit predisposto per cilindro profilato  
Handle Set for Composit designed for profile cylinder

F9521	Nero / Black	884	1
F9521/GR	Grigio / Grey	884	1
F9521/WH	Bianco / White	884	1



Codice / Code	Finitura / Finish	gr	
Cilindro fisso per Gruppi Maniglia F9520 e F9521 (Ricambio) Fixed Cylinder for Composit Handle Set F9520 and F9521			
F111	Ottone / Brass	134	1



Codice / Code	Finitura Finish	Sporgenza Protrusion mm	mm	gr	
Mezzi Cilindri Profilati Profile Half Cylinders					
F160/F	Nichel/Nickel	55	76	250	1
F160/MF	Nichel/Nickel	65	86	276	1
F160/LF	Nichel/Nickel	85	106	324	1

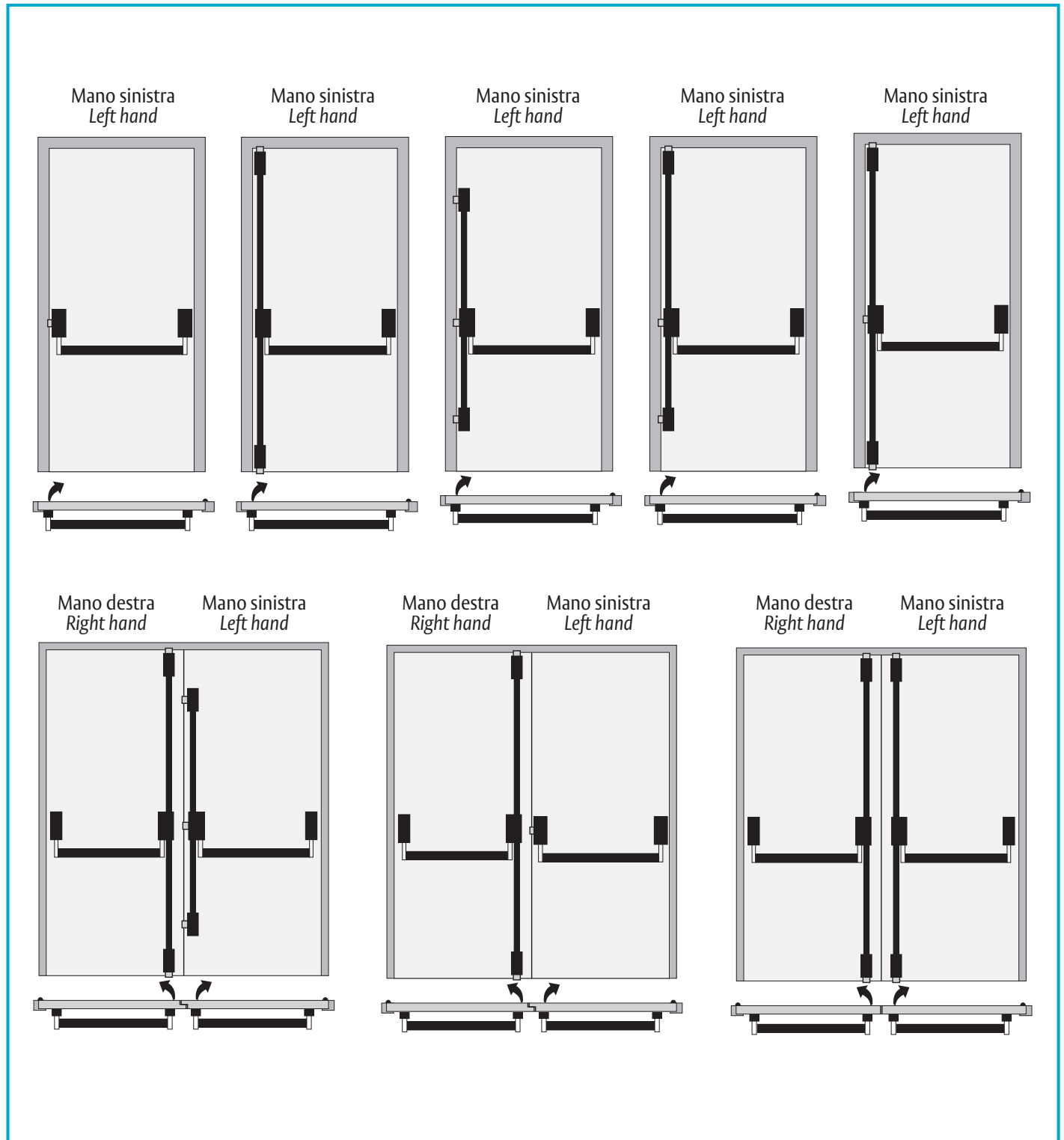


Codice / Code	Finitura Finish	Sporgenza Protrusion mm	mm	gr	
Mezzi Cilindri Ovali Oval Half Cylinders					
F150	Ottone / Brass	55	76	218	1
F150/M	Ottone / Brass	65	86	246	1
F150/L	Ottone / Brass	82	103	290	1



# Schemi di applicazione

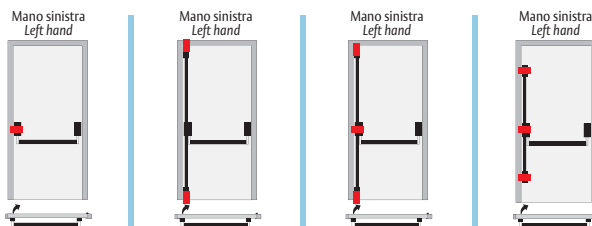
## *Application patterns*



# Configurazioni per Porte ad Anta Singola

## Compositions for Single Leaf Doors

- X** = Necessari / Necessary
- = Facoltativi / Optional
- = Alternativi / Alternative
- xxx** = Finiture e/o varianti (vedere listino)  
Finishes and/or variants (see price list)
- ↕ = Abbinamento con maniglia e cilindro  
Combination with handle and cylinder



	Centrale Central	F9500xxxNEW	● X	● X	● X	● X	
		F9501xxxNEW	● X	● X	● X	● X	
		F9550xxxNEW	● X	● X	● X	● X	
		F9551xxxNEW	● X	● X	● X	● X	
		F9508xxxNEW	● X	● X	● X	● X	
		F9509xxxNEW	● X	● X	● X	● X	
		F9505xxxNEW (Kit 2 ante / leafs)	-	-	-	-	
		F9506xxxNEW (Kit 2 ante / leafs)	-	-	-	-	
		A/B Vert. Upper/Lower Vert.	F9830xxxNEW	-	● X	● X	-
			F9840xxxNEW (cover inclusi/included)	-	● X	● X	-
	A/B Lat. Upper/Lower Lat.	F9831xxxNEW	-	-	-	● X	
		F9841xxxNEW	-	-	-	● X	
	Cover per asta Cover for rods	F9820xxxNEW (per / for F9830 e / and F9831)	-	□	□	□	
		Barra Bar	F19209xxx (995 mm)	● X	● X	● X	● X
		F19210xxx (1200 mm)	● X	● X	● X	● X	
		F19212xxx (1500 mm)	● X	● X	● X	● X	
		F9309/AR (995 mm)	● X	● X	● X	● X	
		F9310/AR (1200 mm)	● X	● X	● X	● X	
		F9312/AR (1500 mm)	● X	● X	● X	● X	
	Maniglia esterna External handle	F9510xxx	↕ ● □	↕ ● □	↕ ● □	↕ ● □	
		F9520xxx (cil.incluso / cyl.included)	↕ ● □	↕ ● □	↕ ● □	↕ ● □	
		F9521xxx (cil.incluso / cyl.included)	↕ ● □	↕ ● □	↕ ● □	↕ ● □	
	Cilindro Cylinder	F150xxx	↕ ● □	↕ ● □	↕ ● □	↕ ● □	
		F160xxx	↕ ● □	↕ ● □	↕ ● □	↕ ● □	
	Centrale Central	F9500xxxNEW	-	-	-	-	
		F9501xxxNEW	-	-	-	-	
		F9550xxxNEW	-	-	-	-	
		F9551xxxNEW	-	-	-	-	
		F9508xxxNEW	-	-	-	-	
		F9509xxxNEW	-	-	-	-	
		A/B Vert. Upper/Lower Vert.	F9830xxxNEW	-	-	-	-
			F9840xxxNEW (cover inclusi/included)	-	-	-	-
		Cover per asta Cover for rods	F9820xxxNEW (per / for F9830)	-	-	-	-
			Barra Bar	F19209xxx (995 mm)	-	-	-
	F19210xxx (1200 mm)		-	-	-	-	
	F19212xxx (1500 mm)		-	-	-	-	
	F9309/AR (995 mm)		-	-	-	-	
	F9310/AR (1200 mm)		-	-	-	-	
	F9312/AR (1500 mm)		-	-	-	-	

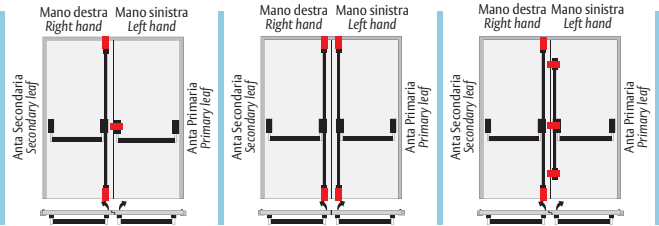
Anta Primaria / Primary Leaf

Anta Secondaria / Secondary Leaf

# Configurazioni per Porte ad Anta Doppia

## Compositions for Double Leaf Doors

- X** = Necessari / Necessary
- = Facoltativi / Optional
- = Alternativi / Alternative
- = Centrale per anta secondaria incluso  
Central for secondary leaf included
- xxx** = Finiture e/o varianti (vedere listino)  
Finishes and/or variants (see price list)
- ↑ = Abbinamento con maniglia e cilindro  
Combination with handle and cylinder



	Centrale Central	F9500xxxNEW	<span style="color: blue;">●</span> X	<span style="color: blue;">●</span> X	<span style="color: blue;">●</span> X	
		F9501xxxNEW	<span style="color: blue;">●</span> X	<span style="color: blue;">●</span> X	<span style="color: blue;">●</span> X	
		F9550xxxNEW	<span style="color: blue;">●</span> X	<span style="color: blue;">●</span> X	<span style="color: blue;">●</span> X	
		F9551xxxNEW	<span style="color: blue;">●</span> X	<span style="color: blue;">●</span> X	<span style="color: blue;">●</span> X	
		F9508xxxNEW	<span style="color: blue;">●</span> X	<span style="color: blue;">●</span> X	<span style="color: blue;">●</span> X	
		F9509xxxNEW	<span style="color: blue;">●</span> X	<span style="color: blue;">●</span> X	<span style="color: blue;">●</span> X	
		F9505xxxNEW (Kit 2 ante / leafs)	<span style="border: 1px dashed black; padding: 2px;">●</span> X	<span style="border: 1px dashed black; padding: 2px;">●</span> X	<span style="border: 1px dashed black; padding: 2px;">●</span> X	
		F9506xxxNEW (Kit 2 ante / leafs)	<span style="border: 1px dashed black; padding: 2px;">●</span> X	<span style="border: 1px dashed black; padding: 2px;">●</span> X	<span style="border: 1px dashed black; padding: 2px;">●</span> X	
		A/B Vert. Upper/Lower Vert.	F9830xxxNEW	-	<span style="color: blue;">●</span> X	<span style="color: blue;">●</span> X
			F9840xxxNEW (cover inclusi/included)	-	<span style="color: blue;">●</span> X	<span style="color: blue;">●</span> X
A/B Lat. Upper/Lower Lat.	F9831xxxNEW	-	-	-		
	F9841xxxNEW	-	-	-		
Cover per asta Cover for rods	F9820xxxNEW (per / for F9830 e / and F9831)	-	<input type="checkbox"/>	<input type="checkbox"/>		
	Barra Bar	F19209xxx (995 mm)	<span style="color: blue;">●</span> X	<span style="color: blue;">●</span> X	<span style="color: blue;">●</span> X	
		F19210xxx (1200 mm)	<span style="color: blue;">●</span> X	<span style="color: blue;">●</span> X	<span style="color: blue;">●</span> X	
		F19212xxx (1500 mm)	<span style="color: blue;">●</span> X	<span style="color: blue;">●</span> X	<span style="color: blue;">●</span> X	
		F9309/AR (995 mm)	<span style="color: blue;">●</span> X	<span style="color: blue;">●</span> X	<span style="color: blue;">●</span> X	
		F9310/AR (1200 mm)	<span style="color: blue;">●</span> X	<span style="color: blue;">●</span> X	<span style="color: blue;">●</span> X	
		F9312/AR (1500 mm)	<span style="color: blue;">●</span> X	<span style="color: blue;">●</span> X	<span style="color: blue;">●</span> X	
	Maniglia esterna External handle	F9510xxx	<span style="color: blue;">↑</span> <input type="checkbox"/>	<span style="color: blue;">↑</span> <input type="checkbox"/>	<span style="color: blue;">↑</span> <input type="checkbox"/>	
		F9520xxx (cil.incluso / cyl.included)	<span style="color: blue;">↑</span> <input type="checkbox"/>	<span style="color: blue;">↑</span> <input type="checkbox"/>	<span style="color: blue;">↑</span> <input type="checkbox"/>	
		F9521xxx (cil.incluso / cyl.included)	<span style="color: blue;">↑</span> <input type="checkbox"/>	<span style="color: blue;">↑</span> <input type="checkbox"/>	<span style="color: blue;">↑</span> <input type="checkbox"/>	
	Cilindro Cylinder	F150xxx	<span style="color: blue;">↑</span> <input type="checkbox"/>	<span style="color: blue;">↑</span> <input type="checkbox"/>	<span style="color: blue;">↑</span> <input type="checkbox"/>	
		F160xxx	<span style="color: blue;">↑</span> <input type="checkbox"/>	<span style="color: blue;">↑</span> <input type="checkbox"/>	<span style="color: blue;">↑</span> <input type="checkbox"/>	
	Centrale Central	F9500xxxNEW	<span style="color: blue;">●</span> X	<span style="color: blue;">●</span> X	<span style="color: blue;">●</span> X	
		F9501xxxNEW	<span style="color: blue;">●</span> X	<span style="color: blue;">●</span> X	<span style="color: blue;">●</span> X	
		F9550xxxNEW	<span style="color: blue;">●</span> X	<span style="color: blue;">●</span> X	<span style="color: blue;">●</span> X	
		F9551xxxNEW	<span style="color: blue;">●</span> X	<span style="color: blue;">●</span> X	<span style="color: blue;">●</span> X	
		F9508xxxNEW	<span style="color: blue;">●</span> X	<span style="color: blue;">●</span> X	<span style="color: blue;">●</span> X	
		F9509xxxNEW	<span style="color: blue;">●</span> X	<span style="color: blue;">●</span> X	<span style="color: blue;">●</span> X	
		A/B Vert. Upper/Lower Vert.	F9830xxxNEW	<span style="color: blue;">●</span> X	<span style="color: blue;">●</span> X	<span style="color: blue;">●</span> X
			F9840xxxNEW (cover inclusi/included)	<span style="color: blue;">●</span> X	<span style="color: blue;">●</span> X	<span style="color: blue;">●</span> X
		Cover per asta Cover for rods	F9820xxxNEW (per / for F9830)	<input type="checkbox"/>	<input type="checkbox"/>	<input type="checkbox"/>
	Barra Bar	F19209xxx (995 mm)	<span style="color: blue;">●</span> X	<span style="color: blue;">●</span> X	<span style="color: blue;">●</span> X	
		F19210xxx (1200 mm)	<span style="color: blue;">●</span> X	<span style="color: blue;">●</span> X	<span style="color: blue;">●</span> X	
		F19212xxx (1500 mm)	<span style="color: blue;">●</span> X	<span style="color: blue;">●</span> X	<span style="color: blue;">●</span> X	
		F9309/AR (995 mm)	<span style="color: blue;">●</span> X	<span style="color: blue;">●</span> X	<span style="color: blue;">●</span> X	
		F9310/AR (1200 mm)	<span style="color: blue;">●</span> X	<span style="color: blue;">●</span> X	<span style="color: blue;">●</span> X	
		F9312/AR (1500 mm)	<span style="color: blue;">●</span> X	<span style="color: blue;">●</span> X	<span style="color: blue;">●</span> X	

Anta Primaria / Primary Leaf

Anta Secondaria / Secondary Leaf



ASSA ABLOY Italia S.p.A.  
Via Bovaresa, 13 - 40017 San Giovanni in Persiceto (BO) Italy  
Tel. +39 051 6812411 - Fax +39 051 827486  
info@assaabloy.it - www.assaabloy.it

ASSA ABLOY is the  
global leader in door  
opening solutions,  
dedicated to satisfying  
end-user needs for  
security, safety and  
convenience.

[www.assaabloy.com](http://www.assaabloy.com)



ASSA ABLOY Italia S.p.A. si riserva di apportare in qualunque momento e senza preavviso le modifiche necessarie per migliorare ed evolvere le caratteristiche dei propri prodotti. Fotografie, illustrazioni e descrizioni sono da ritenersi indicative.  
ASSA ABLOY Italia S.p.A. reserves the right at any time and without notice, the necessary modifications in order to improve and evolve the characteristics of their products. Photographs, illustrations and descriptions ought to be considered as indicative.

H001D07/10-2012